



Location: CMA1b - Oil Street Site Office

Report on 24-hour TSP monitoring

Action Level ($\mu\text{g}/\text{m}^3$) - 176.7

Limit Level ($\mu\text{g}/\text{m}^3$) - 260

Date	Sampling Time	Weather Condition	Filter paper no.	Filter Weight, g		Elapse Time, hr		Sampling Time, hr	Flow Rate, m^3/min			Total Volume, m^3	TSP Level, $\mu\text{g}/\text{m}^3$
				Initial	Final	Initial	Final		Initial, Q_{si}	Final, Q_{sf}	Average		
29-Feb-16	8:00	Fine	014753	2.8171	3.0891	7764.00	7788.00	24.00	1.19	1.19	1.19	1717	158.4
5-Mar-16	8:00	Cloudy	014797	2.8378	3.0516	7791.00	7815.00	24.00	1.18	1.18	1.18	1705	125.4
11-Mar-16	8:00	Cloudy	013948	2.8172	2.8898	7818.00	7842.00	24.00	1.20	1.20	1.20	1725	42.1
17-Mar-16	8:00	Cloudy	014946	2.7946	2.9194	7845.00	7869.00	24.00	1.21	1.21	1.21	1744	71.6
23-Mar-16	8:00	Rainy	014910	2.8169	2.9036	7872.00	7896.00	24.00	1.23	1.24	1.24	1783	48.6

Report on 1-hour TSP monitoring

Action Level ($\mu\text{g}/\text{m}^3$) - 320.1

Limit Level ($\mu\text{g}/\text{m}^3$) - 500

Date	Sampling Time	Weather Condition	Filter paper no.	Filter Weight, g		Elapse Time, hr		Sampling Time, hr	Flow Rate, m^3/min			Total Volume, m^3	TSP Level, $\mu\text{g}/\text{m}^3$
				Initial	Final	Initial	Final		Initial, Q_{si}	Final, Q_{sf}	Average		
1-Mar-16	8:50	Fine	014712	2.8103	2.8254	7788.00	7789.00	1.00	1.24	1.24	1.24	75	202.6
1-Mar-16	10:30	Fine	014803	2.8035	2.8204	7789.00	7790.00	1.00	1.24	1.24	1.24	75	226.8
1-Mar-16	13:00	Fine	014800	2.8466	2.8604	7790.00	7791.00	1.00	1.24	1.24	1.24	75	185.2
7-Mar-16	9:05	Cloudy	013959	2.8119	2.8247	7815.00	7816.00	1.00	1.23	1.23	1.23	74	173.1
7-Mar-16	10:25	Cloudy	013956	2.8101	2.8212	7816.00	7817.00	1.00	1.23	1.23	1.23	74	150.1
7-Mar-16	13:50	Cloudy	013954	2.8096	2.8203	7817.00	7818.00	1.00	1.23	1.23	1.23	74	144.7
12-Mar-16	9:00	Cloudy	014794	2.8118	2.8198	7842.00	7843.00	1.00	1.20	1.20	1.20	72	111.5
12-Mar-16	10:30	Cloudy	014951	2.7737	2.7855	7843.00	7844.00	1.00	1.24	1.24	1.24	75	158.2
12-Mar-16	13:00	Cloudy	014947	2.7935	2.8048	7844.00	7845.00	1.00	1.20	1.20	1.20	72	157.6
18-Mar-16	9:00	Cloudy	014941	2.7900	2.8061	7869.00	7870.00	1.00	1.23	1.23	1.23	74	217.8
18-Mar-16	10:30	Cloudy	014938	2.7758	2.7844	7870.00	7871.00	1.00	1.18	1.18	1.18	71	121.0
18-Mar-16	13:00	Cloudy	014914	2.8268	2.8442	7871.00	7872.00	1.00	1.21	1.21	1.21	73	240.0
24-Mar-16	9:25	Rainy	014900	2.8081	2.8128	7896.00	7897.00	1.00	1.24	1.24	1.24	75	63.1
24-Mar-16	10:40	Rainy	014872	2.8245	2.8307	7897.00	7898.00	1.00	1.24	1.24	1.24	75	83.2
24-Mar-16	13:00	Rainy	014882	2.8323	2.8376	7898.00	7899.00	1.00	1.24	1.24	1.24	75	71.1



Location: CMA2a - Causeway Bay Community Centre

Report on 24-hour TSP monitoring

Action Level ($\mu\text{g}/\text{m}^3$) - 169.5

Limit Level ($\mu\text{g}/\text{m}^3$) - 260

Date	Sampling Time	Weather Condition	Filter paper no.	Filter Weight, g		Elapse Time, hr		Sampling Time, hr	Flow Rate, m^3/min			Total Volume, m^3	TSP Level, $\mu\text{g}/\text{m}^3$
				Initial	Final	Initial	Final		Initial, Q_{si}	Final, Q_{sf}	Average		
29-Feb-16	8:00	Fine	014702	2.8365	3.0343	17412.07	17436.07	24.00	1.13	1.13	1.13	1630	121.3
5-Mar-16	8:00	Cloudy	014790	2.8212	2.9500	17440.40	17464.40	24.00	1.12	1.12	1.12	1614	79.8
11-Mar-16	8:00	Cloudy	013700	2.8155	2.9093	17467.45	17491.45	24.00	1.21	1.20	1.21	1736	54.0
17-Mar-16	8:00	Cloudy	014936	2.7921	2.8893	17494.45	17518.45	24.00	1.13	1.15	1.14	1644	59.1
23-Mar-16	8:00	Rainy	014911	2.8075	2.9345	17521.45	17545.45	24.00	1.25	1.26	1.26	1811	70.1

Report on 1-hour TSP monitoring

Action Level ($\mu\text{g}/\text{m}^3$) - 323.4

Limit Level ($\mu\text{g}/\text{m}^3$) - 500

Date	Sampling Time	Weather Condition	Filter paper no.	Filter Weight, g		Elapse Time, hr		Sampling Time, hr	Flow Rate, m^3/min			Total Volume, m^3	TSP Level, $\mu\text{g}/\text{m}^3$
				Initial	Final	Initial	Final		Initial, Q_{si}	Final, Q_{sf}	Average		
1-Mar-16	9:03	Fine	014708	2.8194	2.8361	17436.07	17437.07	1.00	1.13	1.13	1.13	68	245.4
1-Mar-16	10:42	Fine	014811	2.8126	2.8244	17437.07	17438.07	1.00	1.13	1.13	1.13	68	173.4
1-Mar-16	13:00	Fine	014806	2.8168	2.8233	17438.07	17439.07	1.00	1.13	1.13	1.13	68	95.5
7-Mar-16	9:13	Cloudy	014784	2.8159	2.8240	17464.40	17465.40	1.00	1.12	1.12	1.12	67	120.3
7-Mar-16	10:27	Cloudy	013962	2.8145	2.8209	17465.40	17466.40	1.00	1.12	1.12	1.12	67	95.0
7-Mar-16	13:52	Cloudy	013965	2.8332	2.8403	17466.40	17467.40	1.00	1.12	1.12	1.12	67	105.4
12-Mar-16	9:30	Cloudy	014144	2.8006	2.8092	17491.45	17492.45	1.00	1.14	1.14	1.14	68	126.2
12-Mar-16	10:45	Cloudy	014958	2.7692	2.7790	17492.45	17493.45	1.00	1.27	1.23	1.25	75	130.6
12-Mar-16	13:00	Cloudy	014937	2.7999	2.8094	17493.45	17494.45	1.00	1.23	1.23	1.23	74	128.3
18-Mar-16	9:30	Cloudy	014993	2.8021	2.8114	17518.45	17519.45	1.00	1.12	1.12	1.12	67	138.2
18-Mar-16	10:45	Cloudy	014989	2.7880	2.7996	17519.45	17520.45	1.00	1.12	1.12	1.12	67	172.4
18-Mar-16	13:00	Cloudy	014923	2.8068	2.8229	17520.45	17521.45	1.00	1.19	1.19	1.19	71	226.2
24-Mar-16	9:27	Rainy	014894	2.8454	2.8505	17545.45	17546.45	1.00	1.26	1.26	1.26	76	67.3
24-Mar-16	10:43	Rainy	014890	2.8134	2.8187	17546.45	17547.45	1.00	1.26	1.26	1.26	76	70.0
24-Mar-16	13:00	Rainy	014897	2.8170	2.8200	17547.45	17548.45	1.00	1.26	1.26	1.26	76	39.6



Location: CMA3a - CWB PRE Site Office Area

Report on 24-hour TSP monitoring
Action Level ($\mu\text{g}/\text{m}^3$) - 171
Limit Level ($\mu\text{g}/\text{m}^3$) - 260

Date	Sampling Time	Weather Condition	Filter paper no.	Filter Weight, g		Elapse Time, hr		Sampling Time, hr	Flow Rate, m^3/min			Total Volume, m^3	TSP Level, $\mu\text{g}/\text{m}^3$
				Initial	Final	Initial	Final		Initial, Q_{si}	Final, Q_{sf}	Average		
29-Feb-16	8:00	Fine	014701	2.8213	3.0469	4904.15	4928.15	24.00	1.35	1.36	1.35	1950	115.7
5-Mar-16	8:00	Cloudy	014798	2.8142	2.9986	4931.15	4955.15	24.00	1.35	1.34	1.34	1936	95.3
11-Mar-16	8:00	Cloudy	013953	2.8198	2.8726	4958.16	4982.16	24.00	1.31	1.31	1.31	1887	28.0
17-Mar-16	8:00	Cloudy	014945	2.7765	2.8730	4985.16	5009.16	24.00	1.33	1.32	1.32	1906	50.6
23-Mar-16	8:00	Rainy	014912	2.8208	2.9130	5012.18	5036.18	24.00	1.58	1.59	1.59	2285	40.4

Report on 1-hour TSP monitoring
Action Level ($\mu\text{g}/\text{m}^3$) - 311.3
Limit Level ($\mu\text{g}/\text{m}^3$) - 500

Date	Sampling Time	Weather Condition	Filter paper no.	Filter Weight, g		Elapse Time, hr		Sampling Time, hr	Flow Rate, m^3/min			Total Volume, m^3	TSP Level, $\mu\text{g}/\text{m}^3$
				Initial	Final	Initial	Final		Initial, Q_{si}	Final, Q_{sf}	Average		
1-Mar-16	8:40	Fine	014713	2.8396	2.8533	4928.15	4929.15	1.00	1.23	1.23	1.23	74	186.1
1-Mar-16	10:25	Fine	014804	2.8050	2.8196	4929.15	4930.15	1.00	1.23	1.23	1.23	74	198.3
1-Mar-16	13:00	Fine	014801	2.8316	2.8442	4930.15	4931.15	1.00	1.23	1.23	1.23	74	171.2
7-Mar-16	9:50	Cloudy	013960	2.8318	2.8397	4955.15	4956.15	1.00	1.09	1.09	1.09	65	120.9
7-Mar-16	10:55	Cloudy	013957	2.8128	2.8222	4956.16	4957.16	1.00	1.21	1.21	1.21	73	129.0
7-Mar-16	13:30	Cloudy	013955	2.8163	2.8208	4957.16	4958.16	1.00	1.21	1.21	1.21	73	61.8
12-Mar-16	8:45	Cloudy	014795	2.8248	2.8275	4982.16	4983.16	1.00	1.23	1.23	1.23	74	36.6
12-Mar-16	10:25	Cloudy	014952	2.7829	2.7930	4983.16	4984.16	1.00	1.17	1.17	1.17	70	144.4
12-Mar-16	13:00	Cloudy	014948	2.7826	2.7924	4984.16	4985.16	1.00	1.10	1.10	1.10	66	148.2
18-Mar-16	8:45	Cloudy	014942	2.7745	2.7847	5009.16	5010.16	1.00	1.21	1.21	1.21	73	140.1
18-Mar-16	10:25	Cloudy	014939	2.7916	2.8020	5010.16	5011.16	1.00	1.21	1.21	1.21	73	142.9
18-Mar-16	13:00	Cloudy	014915	2.8088	2.8303	5011.16	5012.16	1.00	1.21	1.21	1.21	73	295.3
24-Mar-16	9:00	Rainy	014901	2.8055	2.8099	5036.18	5037.18	1.00	1.38	1.38	1.38	83	53.0
24-Mar-16	10:25	Rainy	014873	2.8243	2.8268	5037.18	5038.18	1.00	1.38	1.38	1.38	83	30.1
24-Mar-16	13:00	Rainy	014875	2.8218	2.8247	5038.18	5039.18	1.00	1.38	1.38	1.38	83	35.0



Location: CMA4a - SPCA

Report on 24-hour TSP monitoring

Action Level ($\mu\text{g}/\text{m}^3$) - 171.2

Limit Level ($\mu\text{g}/\text{m}^3$) - 260

Date	Sampling Time	Weather Condition	Filter paper no.	Filter Weight, g		Elapse Time, hr		Sampling Time, hr	Flow Rate, m^3/min			Total Volume, m^3	TSP Level, $\mu\text{g}/\text{m}^3$
				Initial	Final	Initial	Final		Initial, Q_{si}	Final, Q_{sf}	Average		
29-Feb-16	8:00	Fine	014754	2.7980	3.0309	21689.15	21713.15	24.00	1.30	1.31	1.30	1878	124.0
5-Mar-16	8:00	Cloudy	014788	2.8279	2.9675	21716.15	21740.15	24.00	1.30	1.29	1.29	1864	74.9
11-Mar-16	8:00	Cloudy	013966	2.8200	2.9089	21743.16	21767.16	24.00	1.31	1.31	1.31	1887	47.1
17-Mar-16	8:00	Cloudy	014935	2.7821	2.8699	21770.16	21794.16	24.00	1.25	1.25	1.25	1798	48.8
23-Mar-16	8:00	Rainy	014913	2.8154	2.8916	21797.18	21821.18	24.00	1.43	1.44	1.43	2065	36.9

Report on 1-hour TSP monitoring

Action Level ($\mu\text{g}/\text{m}^3$) - 312.5

Limit Level ($\mu\text{g}/\text{m}^3$) - 500

Date	Sampling Time	Weather Condition	Filter paper no.	Filter Weight, g		Elapse Time, hr		Sampling Time, hr	Flow Rate, m^3/min			Total Volume, m^3	TSP Level, $\mu\text{g}/\text{m}^3$
				Initial	Final	Initial	Final		Initial, Q_{si}	Final, Q_{sf}	Average		
1-Mar-16	8:41	Fine	014710	2.8205	2.8348	21713.15	21714.15	1.00	1.31	1.31	1.31	78	182.5
1-Mar-16	10:18	Fine	014813	2.8215	2.8359	21714.15	21715.15	1.00	1.31	1.31	1.31	78	183.8
1-Mar-16	13:00	Fine	014808	2.8207	2.8326	21715.15	21716.15	1.00	1.31	1.31	1.31	78	151.9
7-Mar-16	8:53	Cloudy	014783	2.8056	2.8130	21740.15	21741.15	1.00	1.25	1.25	1.25	75	99.0
7-Mar-16	10:04	Cloudy	013945	2.8159	2.8222	21741.15	21742.15	1.00	1.25	1.25	1.25	75	84.2
7-Mar-16	13:15	Cloudy	013964	2.8203	2.8259	21742.15	21743.15	1.00	1.30	1.30	1.30	78	72.0
12-Mar-16	9:00	Cloudy	014781	2.8264	2.8320	21767.16	21768.16	1.00	1.31	1.31	1.31	78	71.4
12-Mar-16	10:25	Cloudy	013697	2.7970	2.8050	21768.16	21769.16	1.00	1.31	1.31	1.31	78	102.0
12-Mar-16	13:00	Cloudy	014954	2.7815	2.7895	21769.16	21770.16	1.00	1.31	1.31	1.31	78	102.0
18-Mar-16	9:00	Cloudy	014994	2.7930	2.8020	21794.16	21795.16	1.00	1.25	1.25	1.25	75	120.4
18-Mar-16	10:25	Cloudy	014990	2.8131	2.8228	21795.16	21796.16	1.00	1.25	1.25	1.25	75	129.8
18-Mar-16	13:00	Cloudy	014924	2.7932	2.8054	21796.16	21797.16	1.00	1.25	1.25	1.25	75	163.2
24-Mar-16	9:12	Rainy	014895	2.8342	2.8354	21821.18	21822.18	1.00	1.44	1.44	1.44	86	13.9
24-Mar-16	10:26	Rainy	014891	2.8208	2.8224	21822.18	21823.18	1.00	1.44	1.44	1.44	86	18.5
24-Mar-16	13:00	Rainy	014887	2.8387	2.8411	21823.18	21824.18	1.00	1.44	1.44	1.44	86	27.8



Location: CMA5b - Pedestrian Plaza

Report on 24-hour TSP monitoring

Action Level ($\mu\text{g}/\text{m}^3$) - 181

Limit Level ($\mu\text{g}/\text{m}^3$) - 260

Date	Sampling Time	Weather Condition	Filter paper no.	Filter Weight, g		Elapse Time, hr		Sampling Time, hr	Flow Rate, m^3/min			Total Volume, m^3	TSP Level, $\mu\text{g}/\text{m}^3$
				Initial	Final	Initial	Final		Initial, Q_{si}	Final, Q_{sf}	Average		
29-Feb-16	8:00	Fine	014703	2.8193	2.9856	6233.08	6257.08	24.00	0.77	0.78	0.78	1117	148.8
5-Mar-16	8:00	Cloudy	014787	2.8259	2.9839	6260.08	6284.08	24.00	0.77	0.76	0.76	1100	143.6
11-Mar-16	8:00	Cloudy	013949	2.8108	2.9202	6287.08	6311.08	24.00	0.86	0.85	0.85	1227	89.2
17-Mar-16	8:00	Cloudy	014934	2.7956	2.8979	6314.09	6338.09	24.00	0.81	0.77	0.79	1131	90.4
23-Mar-16	8:00	Rainy	014899	2.8310	2.9189	6341.09	6365.09	24.00	0.75	0.76	0.76	1090	80.6

Report on 1-hour TSP monitoring

Action Level ($\mu\text{g}/\text{m}^3$) - 332

Limit Level ($\mu\text{g}/\text{m}^3$) - 500

Date	Sampling Time	Weather Condition	Filter paper no.	Filter Weight, g		Elapse Time, hr		Sampling Time, hr	Flow Rate, m^3/min			Total Volume, m^3	TSP Level, $\mu\text{g}/\text{m}^3$
				Initial	Final	Initial	Final		Initial, Q_{si}	Final, Q_{sf}	Average		
1-Mar-16	8:26	Fine	014711	2.8170	2.8272	6257.08	6258.08	1.00	0.85	0.85	0.85	51	200.9
1-Mar-16	10:05	Fine	014706	2.8158	2.8261	6258.08	6259.08	1.00	0.78	0.78	0.78	47	220.5
1-Mar-16	13:00	Fine	014809	2.8201	2.8311	6259.08	6260.08	1.00	0.78	0.78	0.78	47	235.5
7-Mar-16	8:38	Cloudy	014792	2.8248	2.8310	6284.08	6285.08	1.00	0.77	0.77	0.77	46	134.9
7-Mar-16	9:54	Cloudy	013946	2.8169	2.8240	6285.08	6286.08	1.00	0.77	0.77	0.77	46	154.5
7-Mar-16	13:00	Cloudy	013963	2.8261	2.8365	6286.08	6287.08	1.00	0.90	0.90	0.90	54	192.6
12-Mar-16	8:44	Cloudy	014782	2.8289	2.8375	6311.09	6312.09	1.00	0.78	0.85	0.81	49	176.1
12-Mar-16	10:13	Cloudy	014777	2.8409	2.8462	6312.09	6313.09	1.00	0.78	0.78	0.78	47	113.2
12-Mar-16	13:00	Cloudy	014955	2.7887	2.7960	6313.09	6314.09	1.00	0.78	0.78	0.78	47	156.0
18-Mar-16	8:44	Cloudy	014995	2.7998	2.8112	6338.09	6339.09	1.00	0.80	0.83	0.82	49	233.0
18-Mar-16	10:13	Cloudy	014991	2.8117	2.8212	6339.09	6340.09	1.00	0.90	0.90	0.90	54	176.1
18-Mar-16	13:00	Cloudy	014925	2.8070	2.8137	6340.09	6341.09	1.00	0.77	0.77	0.77	46	145.9
24-Mar-16	9:00	Rainy	014896	2.8492	2.8524	6365.09	6366.09	1.00	0.76	0.76	0.76	46	69.9
24-Mar-16	10:16	Rainy	014892	2.8250	2.8278	6366.09	6367.09	1.00	0.76	0.76	0.76	46	61.1
24-Mar-16	13:00	Rainy	014888	2.8228	2.8257	6367.09	6368.09	1.00	0.76	0.76	0.76	46	63.3



Location: MA1e - International Finance Centre (Eastern Wing)

Report on 24-hour TSP monitoring
Action Level ($\mu\text{g}/\text{m}^3$) - 173.4
Limit Level ($\mu\text{g}/\text{m}^3$) - 260

Date	Sampling Time	Weather Condition	Filter paper no.	Filter Weight, g		Elapse Time, hr		Sampling Time, hr	Flow Rate, m^3/min			Total Volume, m^3	TSP Level, $\mu\text{g}/\text{m}^3$
				Initial	Final	Initial	Final		Initial, Q_{si}	Final, Q_{sf}	Average		
29-Feb-16	8:00	Fine	014692	2.8162	3.0104	18372.70	18396.70	24.00	1.29	1.29	1.29	1855	104.7
5-Mar-16	8:00	Cloudy	014818	2.7924	2.9620	18399.70	18423.70	24.00	1.28	1.28	1.28	1844	92.0
11-Mar-16	8:00	Cloudy	013939	2.8199	2.8892	18426.71	18450.71	24.00	1.34	1.33	1.34	1926	36.0
17-Mar-16	8:00	Cloudy	014931	2.7860	2.8497	18453.71	18477.71	24.00	1.29	1.28	1.28	1848	34.5
23-Mar-16	8:00	Rainy	013926	2.8070	2.9762	18480.71	18504.71	24.00	1.27	1.28	1.28	1838	92.1

Report on 1-hour TSP monitoring
Action Level ($\mu\text{g}/\text{m}^3$) - 325.1
Limit Level ($\mu\text{g}/\text{m}^3$) - 500

Date	Sampling Time	Weather Condition	Filter paper no.	Filter Weight, g		Elapse Time, hr		Sampling Time, hr	Flow Rate, m^3/min			Total Volume, m^3	TSP Level, $\mu\text{g}/\text{m}^3$
				Initial	Final	Initial	Final		Initial, Q_{si}	Final, Q_{sf}	Average		
1-Mar-16	8:08	Fine	014689	2.8258	2.8320	18396.70	18397.70	1.00	1.29	1.29	1.29	77	80.1
1-Mar-16	9:12	Fine	014824	2.8014	2.8094	18397.70	18398.70	1.00	1.29	1.29	1.29	77	103.4
1-Mar-16	10:15	Fine	014821	2.8132	2.8204	18398.70	18399.70	1.00	1.29	1.29	1.29	77	93.0
7-Mar-16	8:20	Cloudy	014815	2.8030	2.8105	18423.70	18424.70	1.00	1.28	1.28	1.28	77	97.5
7-Mar-16	9:30	Cloudy	014119	2.8151	2.8222	18424.70	18425.70	1.00	1.28	1.28	1.28	77	92.3
7-Mar-16	10:40	Cloudy	013942	2.8255	2.8320	18425.70	18426.70	1.00	1.28	1.28	1.28	77	84.5
12-Mar-16	8:08	Cloudy	013970	2.8189	2.8219	18450.71	18451.71	1.00	1.29	1.29	1.29	77	38.7
12-Mar-16	9:42	Cloudy	014780	2.8088	2.8115	18451.71	18452.71	1.00	1.29	1.29	1.29	77	34.9
12-Mar-16	11:00	Cloudy	014959	2.7692	2.7738	18452.71	18453.71	1.00	1.29	1.29	1.29	77	59.4
18-Mar-16	8:08	Cloudy	013936	2.8219	2.8259	18477.71	18478.71	1.00	1.28	1.28	1.28	77	52.0
18-Mar-16	9:42	Cloudy	013933	2.8040	2.8078	18478.71	18479.71	1.00	1.28	1.28	1.28	77	49.4
18-Mar-16	11:00	Cloudy	013930	2.8050	2.8086	18479.71	18480.71	1.00	1.28	1.28	1.28	77	46.8
24-Mar-16	8:10	Rainy	013923	2.8160	2.8176	18504.71	18505.71	1.00	1.28	1.28	1.28	77	20.8
24-Mar-16	9:13	Rainy	014987	2.8046	2.8069	18505.71	18506.71	1.00	1.28	1.28	1.28	77	29.9
24-Mar-16	10:24	Rainy	014984	2.8026	2.8060	18506.71	18507.71	1.00	1.28	1.28	1.28	77	44.3



Location: MA1w - International Finance Centre (Western Wing)

Report on 24-hour TSP monitoring

Action Level ($\mu\text{g}/\text{m}^3$) - 173.4
 Limit Level ($\mu\text{g}/\text{m}^3$) - 260

Date	Sampling Time	Weather Condition	Filter paper no.	Filter Weight, g		Elapse Time, hr		Sampling Time, hr	Flow Rate, m^3/min			Total Volume, m^3	TSP Level, $\mu\text{g}/\text{m}^3$
				Initial	Final	Initial	Final		Initial, Q_{si}	Final, Q_{sf}	Average		
29-Feb-16	8:00	Fine	014691	2.8204	2.9726	18397.03	18421.03	24.00	1.29	1.30	1.30	1867	81.5
5-Mar-16	8:00	Cloudy	014817	2.8024	2.9848	18424.03	18448.03	24.00	1.29	1.29	1.29	1855	98.4
11-Mar-16	8:00	Cloudy	013938	2.8116	2.8888	18451.04	18475.04	24.00	1.30	1.30	1.30	1875	41.2
17-Mar-16	8:00	Cloudy	014930	2.7923	2.8483	18478.04	18502.04	24.00	1.29	1.29	1.29	1860	30.1
23-Mar-16	8:00	Rainy	013925	2.8318	2.8994	18506.03	18530.03	24.00	1.24	1.25	1.24	1788	37.8

Report on 1-hour TSP monitoring

Action Level ($\mu\text{g}/\text{m}^3$) - 325.1
 Limit Level ($\mu\text{g}/\text{m}^3$) - 500

Date	Sampling Time	Weather Condition	Filter paper no.	Filter Weight, g		Elapse Time, hr		Sampling Time, hr	Flow Rate, m^3/min			Total Volume, m^3	TSP Level, $\mu\text{g}/\text{m}^3$
				Initial	Final	Initial	Final		Initial, Q_{si}	Final, Q_{sf}	Average		
1-Mar-16	8:05	Fine	014826	2.7887	2.7993	18421.03	18422.03	1.00	1.30	1.30	1.30	78	136.1
1-Mar-16	9:08	Fine	014823	2.7971	2.8066	18422.03	18423.03	1.00	1.30	1.30	1.30	78	122.0
1-Mar-16	10:13	Fine	014820	2.8098	2.8196	18423.03	18424.03	1.00	1.30	1.30	1.30	78	125.8
7-Mar-16	8:05	Cloudy	014814	2.8160	2.8225	18448.03	18449.03	1.00	1.29	1.29	1.29	77	84.0
7-Mar-16	9:17	Cloudy	013944	2.8204	2.8291	18449.03	18450.03	1.00	1.29	1.29	1.29	77	112.5
7-Mar-16	10:20	Cloudy	013941	2.8131	2.8203	18450.03	18451.03	1.00	1.29	1.29	1.29	77	93.1
12-Mar-16	8:15	Cloudy	014705	2.8230	2.8271	18475.04	18476.04	1.00	1.30	1.30	1.30	78	52.6
12-Mar-16	9:48	Cloudy	014779	2.8371	2.8413	18476.04	18477.04	1.00	1.30	1.30	1.30	78	53.9
12-Mar-16	11:00	Cloudy	014957	2.7774	2.7835	18477.04	18478.04	1.00	1.30	1.30	1.30	78	78.2
18-Mar-16	8:07	Cloudy	013932	2.8006	2.8040	18503.03	18504.03	1.00	1.29	1.29	1.29	77	44.0
18-Mar-16	9:09	Cloudy	013929	2.8158	2.8189	18504.03	18505.03	1.00	1.29	1.29	1.29	77	40.1
18-Mar-16	10:15	Cloudy	013927	2.8263	2.8286	18505.03	18506.03	1.00	1.29	1.29	1.29	77	29.7
24-Mar-16	8:05	Rainy	015008	2.8100	2.8139	18530.03	18531.03	1.00	1.25	1.25	1.25	75	52.2
24-Mar-16	9:08	Rainy	014986	2.7954	2.7991	18531.03	18532.03	1.00	1.25	1.25	1.25	75	49.5
24-Mar-16	10:11	Rainy	014983	2.7987	2.8016	18532.03	18533.03	1.00	1.25	1.25	1.25	75	38.8



Location: CMA1b - Oil Street Site Office

Report on 24-hour TSP monitoring

Action Level ($\mu\text{g}/\text{m}^3$) - 176.7

Limit Level ($\mu\text{g}/\text{m}^3$) - 260

Date	Sampling Time	Weather Condition	Filter paper no.	Filter Weight, g		Elapse Time, hr		Sampling Time, hr	Flow Rate, m^3/min			Total Volume, m^3	TSP Level, $\mu\text{g}/\text{m}^3$
				Initial	Final	Initial	Final		Initial, Q_{si}	Final, Q_{sf}	Average		
29-Mar-16	8:00	Cloudy	014878	2.7991	3.1109	7899.00	7923.00	24.00	1.24	1.23	1.24	1779	175.3
1-Apr-16	8:00	Cloudy	014883	2.8365	3.0864	7926.05	7950.05	24.00	1.18	1.18	1.18	1698	147.2
7-Apr-16	8:00	Cloudy	015087	2.7405	2.8648	7953.05	7977.05	24.00	1.17	1.17	1.17	1690	73.6
14-Apr-16	14:02	Cloudy	015249	2.8131	2.8797	7989.92	8013.92	24.00	1.17	1.18	1.18	1693	39.3
19-Apr-16	8:00	Cloudy	015246	2.8066	2.9614	8013.92	8037.92	24.00	1.18	1.18	1.18	1698	91.2
25-Apr-16	8:00	Rainy	015299	2.8251	2.8849	8040.92	8064.92	24.00	1.17	1.17	1.17	1684	35.5

Remarks: Due to interruption of electricity, the 24hr TSP monitoring was rescheduled from 13 April 2016 to 14 April 2016.

Report on 1-hour TSP monitoring

Action Level ($\mu\text{g}/\text{m}^3$) - 320.1

Limit Level ($\mu\text{g}/\text{m}^3$) - 500

Date	Sampling Time	Weather Condition	Filter paper no.	Filter Weight, g		Elapse Time, hr		Sampling Time, hr	Flow Rate, m^3/min			Total Volume, m^3	TSP Level, $\mu\text{g}/\text{m}^3$
				Initial	Final	Initial	Final		Initial, Q_{si}	Final, Q_{sf}	Average		
30-Mar-16	9:50	Cloudy	014869	2.8332	2.8448	7923.00	7924.00	1.00	1.18	1.18	1.18	71	163.5
30-Mar-16	11:00	Cloudy	014860	2.8311	2.8442	7924.00	7925.00	1.00	1.18	1.18	1.18	71	184.6
30-Mar-16	13:00	Cloudy	015006	2.8027	2.8212	7925.00	7926.00	1.00	1.18	1.18	1.18	71	260.7
2-Apr-16	8:50	Cloudy	014963	2.7818	2.7988	7950.05	7951.05	1.00	1.18	1.18	1.18	71	240.1
2-Apr-16	10:15	Cloudy	014960	2.7719	2.7844	7951.05	7952.05	1.00	1.18	1.18	1.18	71	176.5
2-Apr-16	13:00	Cloudy	015184	2.8301	2.8412	7952.05	7953.05	1.00	1.18	1.18	1.18	71	156.8
8-Apr-16	9:10	Cloudy	015179	2.8231	2.8329	7977.05	7978.05	1.00	1.17	1.17	1.17	70	139.3
8-Apr-16	10:55	Cloudy	015170	2.8268	2.8334	7978.05	7979.05	1.00	1.17	1.17	1.17	70	93.8
8-Apr-16	13:00	Cloudy	015173	2.8403	2.8501	7979.05	7980.05	1.00	1.17	1.17	1.17	70	139.3
14-Apr-16	9:45	Cloudy	015256	2.8066	2.8113	7986.92	7987.92	1.00	1.17	1.17	1.17	70	66.7
14-Apr-16	11:00	Cloudy	015253	2.8333	2.8380	7987.92	7988.92	1.00	1.17	1.17	1.17	70	66.7
14-Apr-16	13:00	Cloudy	015250	2.8200	2.8279	7988.92	7989.92	1.00	1.17	1.17	1.17	70	112.2
20-Apr-16	9:05	Cloudy	015322	2.8410	2.8512	8037.92	8038.92	1.00	1.18	1.18	1.18	71	144.3
20-Apr-16	10:55	Cloudy	015319	2.8439	2.8540	8038.92	8039.92	1.00	1.18	1.18	1.18	71	142.9
20-Apr-16	14:00	Cloudy	015316	2.8335	2.8407	8039.92	8040.92	1.00	1.18	1.18	1.18	71	101.9
26-Apr-16	9:15	Cloudy	015424	2.8473	2.8496	8064.92	8065.92	1.00	1.17	1.17	1.17	70	32.8
26-Apr-16	11:00	Cloudy	015422	2.8543	2.8563	8065.92	8066.92	1.00	1.17	1.17	1.17	70	28.5
26-Apr-16	15:00	Cloudy	015418	2.8502	2.8550	8066.92	8067.92	1.00	1.17	1.17	1.17	70	68.5



Location: CMA2a - Causeway Bay Community Centre

Report on 24-hour TSP monitoring

Action Level ($\mu\text{g}/\text{m}^3$) - 169.5

Limit Level ($\mu\text{g}/\text{m}^3$) - 260

Date	Sampling Time	Weather Condition	Filter paper no.	Filter Weight, g		Elapse Time, hr		Sampling Time, hr	Flow Rate, m^3/min			Total Volume, m^3	TSP Level, $\mu\text{g}/\text{m}^3$
				Initial	Final	Initial	Final		Initial, Q_{si}	Final, Q_{sf}	Average		
29-Mar-16	8:00	Cloudy	014879	2.8246	3.0128	17548.45	17572.45	24.00	1.28	1.28	1.28	1844	102.0
1-Apr-16	8:00	Cloudy	015038	2.7276	2.9065	17575.46	17599.46	24.00	1.22	1.22	1.22	1761	101.6
7-Apr-16	8:00	Cloudy	015133	2.8020	3.0042	17602.46	17626.46	24.00	1.14	1.14	1.14	1642	123.1
13-Apr-16	8:00	Rainy	015162	2.8218	2.8954	17629.46	17653.46	24.00	1.19	1.19	1.19	1716	42.9
19-Apr-16	8:00	Cloudy	015270	2.8639	2.9842	17656.46	17680.46	24.00	1.20	1.20	1.20	1725	69.7
25-Apr-16	8:00	Rainy	015309	2.8402	2.9074	17683.46	17707.46	24.00	1.14	1.14	1.14	1636	41.1

Report on 1-hour TSP monitoring

Action Level ($\mu\text{g}/\text{m}^3$) - 323.4

Limit Level ($\mu\text{g}/\text{m}^3$) - 500

Date	Sampling Time	Weather Condition	Filter paper no.	Filter Weight, g		Elapse Time, hr		Sampling Time, hr	Flow Rate, m^3/min			Total Volume, m^3	TSP Level, $\mu\text{g}/\text{m}^3$
				Initial	Final	Initial	Final		Initial, Q_{si}	Final, Q_{sf}	Average		
30-Mar-16	9:57	Cloudy	015053	2.7693	2.7836	17572.45	17573.45	1.00	1.28	1.28	1.28	77	186.4
30-Mar-16	13:00	Cloudy	015048	2.7513	2.7621	17573.45	17574.45	1.00	1.15	1.15	1.15	69	156.6
30-Mar-16	14:15	Cloudy	015043	2.7810	2.7936	17574.45	17575.45	1.00	1.28	1.28	1.28	77	164.3
2-Apr-16	8:08	Cloudy	014921	2.7953	2.8082	17599.46	17600.46	1.00	1.20	1.20	1.20	72	179.4
2-Apr-16	9:12	Cloudy	014917	2.7808	2.7952	17600.46	17601.46	1.00	1.20	1.20	1.20	72	200.2
2-Apr-16	13:00	Cloudy	015139	2.8172	2.8364	17601.46	17602.46	1.00	1.20	1.20	1.20	72	267.0
8-Apr-16	9:15	Cloudy	015097	2.7748	2.7842	17626.46	17627.46	1.00	1.14	1.14	1.14	68	137.5
8-Apr-16	10:57	Cloudy	015094	2.7714	2.7801	17627.46	17628.46	1.00	1.14	1.14	1.14	68	127.2
8-Apr-16	13:00	Cloudy	015122	2.8047	2.8103	17628.46	17629.46	1.00	1.14	1.14	1.14	68	81.9
14-Apr-16	9:49	Cloudy	015278	2.8353	2.8434	17653.46	17654.46	1.00	1.14	1.14	1.14	68	118.3
14-Apr-16	11:00	Cloudy	015275	2.8383	2.8437	17654.46	17655.46	1.00	1.19	1.19	1.19	72	75.5
14-Apr-16	13:00	Cloudy	015272	2.8533	2.8610	17655.46	17656.46	1.00	1.14	1.14	1.14	68	112.5
20-Apr-16	9:17	Cloudy	015259	2.8275	2.8364	17680.46	17681.46	1.00	1.20	1.20	1.20	72	124.0
20-Apr-16	10:56	Cloudy	015292	2.8109	2.8188	17681.46	17682.46	1.00	1.17	1.17	1.17	70	112.5
20-Apr-16	14:02	Cloudy	015296	2.8162	2.8240	17682.46	17683.46	1.00	1.15	1.15	1.15	69	113.5
26-Apr-16	9:42	Cloudy	015438	2.8258	2.8282	17707.46	17708.46	1.00	1.24	1.24	1.24	74	32.3
26-Apr-16	13:00	Cloudy	015433	2.8211	2.8243	17708.46	17709.46	1.00	1.24	1.24	1.24	74	43.1
26-Apr-16	15:01	Cloudy	015327	2.8392	2.8421	17709.46	17710.46	1.00	1.19	1.19	1.19	71	40.8



Location: CMA3a - CWB PRE Site Office Area

Report on 24-hour TSP monitoring

Action Level ($\mu\text{g}/\text{m}^3$) - 171

Limit Level ($\mu\text{g}/\text{m}^3$) - 260

Date	Sampling Time	Weather Condition	Filter paper no.	Filter Weight, g		Elapse Time, hr		Sampling Time, hr	Flow Rate, m^3/min			Total Volume, m^3	TSP Level, $\mu\text{g}/\text{m}^3$
				Initial	Final	Initial	Final		Initial, Q_{si}	Final, Q_{sf}	Average		
1-Apr-16	8:00	Cloudy	015007	2.7855	3.0054	5042.18	5066.18	24.00	1.61	1.61	1.61	2322	94.7
2-Apr-16	14:25	Cloudy	015186	2.8387	2.9972	5070.06	5094.06	24.00	1.61	1.61	1.61	2318	68.4
7-Apr-16	8:00	Cloudy	015088	2.7389	2.8700	5094.07	5118.07	24.00	1.41	1.41	1.41	2035	64.4
13-Apr-16	8:00	Rainy	015171	2.8098	2.9081	5121.07	5145.07	24.00	1.56	1.56	1.56	2253	43.6
19-Apr-16	8:00	Cloudy	015248	2.7993	2.9292	5148.07	5172.07	24.00	1.50	1.50	1.50	2157	60.2
25-Apr-16	8:00	Rainy	015300	2.8153	2.9017	5175.08	5199.08	24.00	1.56	1.56	1.56	2241	38.5

Remarks: Due to interruption of electricity, the 24hr TSP monitoring was rescheduled from 29 March and 1 April 2016 to 1 and 2 April 2016 respectively.

Report on 1-hour TSP monitoring

Action Level ($\mu\text{g}/\text{m}^3$) - 311.3

Limit Level ($\mu\text{g}/\text{m}^3$) - 500

Date	Sampling Time	Weather Condition	Filter paper no.	Filter Weight, g		Elapse Time, hr		Sampling Time, hr	Flow Rate, m^3/min			Total Volume, m^3	TSP Level, $\mu\text{g}/\text{m}^3$
				Initial	Final	Initial	Final		Initial, Q_{si}	Final, Q_{sf}	Average		
30-Mar-16	8:03	Cloudy	014880	2.8258	2.8523	5039.18	5040.18	1.00	1.44	1.44	1.44	87	306.0
30-Mar-16	9:35	Cloudy	014870	2.8045	2.8157	5040.18	5041.18	1.00	1.41	1.41	1.41	84	132.7
30-Mar-16	10:50	Cloudy	014867	2.8536	2.8662	5041.18	5042.18	1.00	1.41	1.41	1.41	84	149.3
2-Apr-16	8:35	Cloudy	014964	2.7860	2.7955	5067.06	5068.06	1.00	1.40	1.40	1.40	84	112.9
2-Apr-16	10:00	Cloudy	014961	2.7705	2.7799	5068.06	5069.06	1.00	1.29	1.29	1.29	77	121.4
2-Apr-16	13:00	Cloudy	015183	2.8312	2.8394	5069.06	5070.06	1.00	1.40	1.40	1.40	84	97.5
8-Apr-16	9:00	Cloudy	015180	2.8263	2.8301	5118.07	5119.07	1.00	1.20	1.20	1.20	72	52.6
8-Apr-16	10:30	Cloudy	015177	2.8262	2.8357	5119.07	5120.07	1.00	1.35	1.35	1.35	81	117.0
8-Apr-16	13:00	Cloudy	015174	2.8417	2.8455	5120.07	5121.07	1.00	1.35	1.35	1.35	81	46.8
14-Apr-16	9:10	Cloudy	015257	2.8219	2.8274	5145.07	5146.07	1.00	1.39	1.39	1.39	83	65.9
14-Apr-16	10:45	Cloudy	015254	2.8331	2.8386	5146.07	5147.07	1.00	1.35	1.35	1.35	81	67.7
14-Apr-16	13:00	Cloudy	015251	2.8391	2.8478	5147.07	5148.07	1.00	1.39	1.39	1.39	83	104.2
20-Apr-16	8:45	Cloudy	015323	2.8462	2.8527	5172.07	5173.07	1.00	1.36	1.36	1.36	82	79.6
20-Apr-16	10:25	Cloudy	015320	2.8309	2.8368	5173.07	5174.07	1.00	1.29	1.29	1.29	77	76.4
20-Apr-16	13:50	Cloudy	015317	2.8523	2.8596	5174.07	5175.07	1.00	1.36	1.36	1.36	82	89.4
26-Apr-16	9:00	Cloudy	012822	2.8687	2.8730	5199.08	5200.08	1.00	1.35	1.35	1.35	81	53.3
26-Apr-16	14:02	Cloudy	012820	2.8692	2.8733	5200.08	5201.08	1.00	1.20	1.20	1.20	72	57.0
26-Apr-16	15:06	Cloudy	012821	2.8792	2.8862	5201.08	5202.08	1.00	1.35	1.35	1.35	81	86.7



Location: CMA4a - SPCA

Report on 24-hour TSP monitoring

Action Level ($\mu\text{g}/\text{m}^3$) - 171.2
Limit Level ($\mu\text{g}/\text{m}^3$) - 260

Date	Sampling Time	Weather Condition	Filter paper no.	Filter Weight, g		Elapse Time, hr		Sampling Time, hr	Flow Rate, m^3/min			Total Volume, m^3	TSP Level, $\mu\text{g}/\text{m}^3$
				Initial	Final	Initial	Final		Initial, Q_{si}	Final, Q_{sf}	Average		
29-Mar-16	8:00	Cloudy	014881	2.8231	3.0204	21824.18	21848.18	24.00	1.43	1.43	1.43	2059	95.8
1-Apr-16	8:00	Cloudy	015040	2.7572	2.9183	21851.18	21875.18	24.00	1.42	1.42	1.42	2047	78.7
7-Apr-16	8:00	Cloudy	015134	2.7992	2.8250	21878.18	21902.18	24.00	1.49	1.49	1.49	2143	12.0
13-Apr-16	8:00	Rainy	015161	2.7804	2.8585	21905.18	21929.18	24.00	1.41	1.41	1.41	2036	38.4
19-Apr-16	8:00	Cloudy	015269	2.8485	2.9708	21932.18	21956.18	24.00	1.50	1.50	1.50	2157	56.7
25-Apr-16	8:00	Rainy	015310	2.8546	2.8898	21959.18	21983.18	24.00	1.41	1.41	1.41	2025	17.4

Report on 1-hour TSP monitoring

Action Level ($\mu\text{g}/\text{m}^3$) - 312.5
Limit Level ($\mu\text{g}/\text{m}^3$) - 500

Date	Sampling Time	Weather Condition	Filter paper no.	Filter Weight, g		Elapse Time, hr		Sampling Time, hr	Flow Rate, m^3/min			Total Volume, m^3	TSP Level, $\mu\text{g}/\text{m}^3$
				Initial	Final	Initial	Final		Initial, Q_{si}	Final, Q_{sf}	Average		
30-Mar-16	9:28	Cloudy	015055	2.7831	2.7923	21848.18	21849.18	1.00	1.58	1.58	1.58	95	97.1
30-Mar-16	10:58	Cloudy	015050	2.7646	2.7753	21849.18	21850.18	1.00	1.58	1.58	1.58	95	113.0
30-Mar-16	13:00	Cloudy	015045	2.7671	2.7775	21850.18	21851.18	1.00	1.58	1.58	1.58	95	109.8
2-Apr-16	8:40	Cloudy	014922	2.7997	2.8085	21875.18	21876.18	1.00	1.42	1.42	1.42	85	103.1
2-Apr-16	9:55	Cloudy	014918	2.7928	2.8028	21876.18	21877.18	1.00	1.50	1.50	1.50	90	111.2
2-Apr-16	10:59	Cloudy	015138	2.8246	2.8334	21877.18	21878.18	1.00	1.50	1.50	1.50	90	97.9
8-Apr-16	10:42	Cloudy	015098	2.7836	2.7907	21902.18	21903.18	1.00	1.45	1.45	1.45	87	81.6
8-Apr-16	13:00	Cloudy	015123	2.8074	2.8128	21903.18	21904.18	1.00	1.41	1.41	1.41	85	63.7
8-Apr-16	14:40	Cloudy	015163	2.8218	2.8259	21904.18	21905.18	1.00	1.41	1.41	1.41	85	48.4
14-Apr-16	9:34	Cloudy	015279	2.8349	2.8385	21929.18	21930.18	1.00	1.41	1.41	1.41	85	42.4
14-Apr-16	10:47	Cloudy	01526	2.8371	2.8423	21930.18	21931.18	1.00	1.41	1.41	1.41	85	61.3
14-Apr-16	13:00	Cloudy	015273	2.8538	2.8610	21931.18	21932.18	1.00	1.41	1.41	1.41	85	84.9
20-Apr-16	9:10	Cloudy	015260	2.8250	2.8295	21956.18	21957.18	1.00	1.42	1.42	1.42	85	52.8
20-Apr-16	10:26	Cloudy	015291	2.8137	2.8196	21957.18	21958.18	1.00	1.42	1.42	1.42	85	69.2
20-Apr-16	13:48	Cloudy	015295	2.8218	2.8286	21958.18	21959.18	1.00	1.42	1.42	1.42	85	79.8
26-Apr-16	8:32	Cloudy	015439	2.8343	2.8373	21983.18	21984.18	1.00	1.41	1.41	1.41	84	35.6
26-Apr-16	10:57	Cloudy	015435	2.8108	2.8135	21984.18	21985.18	1.00	1.41	1.41	1.41	84	32.0
26-Apr-16	14:38	Cloudy	015431	2.8443	2.8464	21985.18	21986.18	1.00	1.41	1.41	1.41	84	24.9



Location: CMA5b - Pedestrian Plaza

Report on 24-hour TSP monitoring
Action Level ($\mu\text{g}/\text{m}^3$) - 181
Limit Level ($\mu\text{g}/\text{m}^3$) - 260

Date	Sampling Time	Weather Condition	Filter paper no.	Filter Weight, g		Elapse Time, hr		Sampling Time, hr	Flow Rate, m^3/min			Total Volume, m^3	TSP Level, $\mu\text{g}/\text{m}^3$
				Initial	Final	Initial	Final		Initial, Q_{si}	Final, Q_{sf}	Average		
29-Mar-16	8:00	Cloudy	015009	2.8012	2.9880	6368.09	6392.09	24.00	0.76	0.71	0.73	1057	176.8
1-Apr-16	8:00	Cloudy	015041	2.7780	3.0358	6395.09	6419.09	24.00	0.97	1.05	1.01	1461	176.5
7-Apr-16	8:00	Cloudy	015135	2.8052	2.9718	6422.09	6446.09	24.00	0.66	0.66	0.66	948	175.8
14-Apr-16	16:35	Cloudy	015266	2.8654	2.9452	6452.09	6476.09	24.00	0.77	0.78	0.78	1119	71.3
19-Apr-16	8:00	Cloudy	015265	2.8700	3.0142	6476.09	6500.09	24.00	0.82	0.82	0.82	1183	121.9
25-Apr-16	8:00	Rainy	015311	2.8331	2.9191	6503.09	6527.09	24.00	0.81	0.80	0.80	1158	74.3

Remarks: Due to interruption of electricity, the 24hr TSP monitoring was rescheduled from 13 April 2016 to 14 April 2016.

Report on 1-hour TSP monitoring
Action Level ($\mu\text{g}/\text{m}^3$) - 332
Limit Level ($\mu\text{g}/\text{m}^3$) - 500

Date	Sampling Time	Weather Condition	Filter paper no.	Filter Weight, g		Elapse Time, hr		Sampling Time, hr	Flow Rate, m^3/min			Total Volume, m^3	TSP Level, $\mu\text{g}/\text{m}^3$
				Initial	Final	Initial	Final		Initial, Q_{si}	Final, Q_{sf}	Average		
30-Mar-16	9:14	Cloudy	015056	2.7703	2.7852	6392.09	6393.09	1.00	0.83	0.83	0.83	50	300.3
30-Mar-16	10:43	Cloudy	015051	2.7764	2.7921	6393.09	6394.09	1.00	0.83	0.83	0.83	50	316.4
30-Mar-16	13:00	Cloudy	015046	2.7657	2.7817	6394.09	6395.09	1.00	0.83	0.83	0.83	50	322.4
2-Apr-16	8:30	Cloudy	014885	2.8085	2.8170	6419.09	6420.09	1.00	0.82	0.82	0.82	49	172.2
2-Apr-16	9:46	Cloudy	014919	2.8085	2.8137	6420.09	6421.09	1.00	0.67	0.67	0.67	40	129.7
2-Apr-16	10:49	Cloudy	015137	2.8187	2.8298	6421.09	6422.09	1.00	0.82	0.82	0.82	49	224.8
8-Apr-16	8:46	Cloudy	015099	2.7845	2.7940	6446.09	6447.09	1.00	0.81	0.81	0.81	49	195.4
8-Apr-16	10:23	Cloudy	015095	2.7786	2.7872	6447.09	6448.09	1.00	0.77	0.77	0.77	46	185.7
8-Apr-16	13:00	Cloudy	015124	2.8206	2.8255	6448.09	6449.09	1.00	0.73	0.73	0.73	44	111.3
14-Apr-16	8:00	Cloudy	015120	2.8201	2.8441	6449.09	6450.09	1.00	0.81	0.81	0.81	49	492.5
14-Apr-16	14:00	Cloudy	015671	2.8592	2.8686	6450.09	6451.09	1.00	0.85	0.85	0.85	51	184.2
14-Apr-16	15:23	Cloudy	015268	2.8569	2.8627	6451.09	6452.09	1.00	0.74	0.74	0.74	44	131.4
20-Apr-16	8:46	Cloudy	015261	2.8312	2.8376	6500.09	6501.09	1.00	0.74	0.74	0.74	45	143.7
20-Apr-16	10:07	Cloudy	015290	2.8192	2.8301	6501.09	6502.09	1.00	0.82	0.82	0.82	49	221.7
20-Apr-16	13:11	Cloudy	015294	2.8088	2.8207	6502.09	6503.09	1.00	0.82	0.82	0.82	49	242.0
26-Apr-16	8:49	Cloudy	015440	2.8584	2.8635	6527.09	6528.09	1.00	0.80	0.80	0.80	48	105.8
26-Apr-16	10:34	Cloudy	015436	2.8258	2.8323	6528.09	6529.09	1.00	0.80	0.80	0.80	48	134.9
26-Apr-16	14:00	Cloudy	015419	2.8354	2.8401	6529.09	6530.09	1.00	0.80	0.80	0.80	48	97.5



Location: MA1e - International Finance Centre (Eastern Wing)

Report on 24-hour TSP monitoring

Action Level ($\mu\text{g}/\text{m}^3$) - 173.4

Limit Level ($\mu\text{g}/\text{m}^3$) - 260

Date	Sampling Time	Weather Condition	Filter paper no.	Filter Weight, g		Elapse Time, hr		Sampling Time, hr	Flow Rate, m^3/min			Total Volume, m^3	TSP Level, $\mu\text{g}/\text{m}^3$
				Initial	Final	Initial	Final		Initial, Q_{si}	Final, Q_{sf}	Average		
29-Mar-16	8:00	Cloudy	014981	2.7931	2.9591	18507.71	18531.71	24.00	1.28	1.27	1.27	1835	90.5
1-Apr-16	8:00	Cloudy	014864	2.8422	3.0083	18534.71	18558.71	24.00	1.26	1.27	1.27	1823	91.1
7-Apr-16	8:00	Cloudy	014969	2.8252	2.8960	18561.71	18585.71	24.00	1.26	1.26	1.26	1820	38.9
13-Apr-16	8:00	Rainy	015110	2.7706	2.8284	18588.71	18612.71	24.00	1.31	1.31	1.31	1887	30.6
19-Apr-16	8:00	Cloudy	015144	2.8100	2.9012	18615.71	18639.71	24.00	1.36	1.36	1.36	1962	46.5
25-Apr-16	8:00	Rainy	015241	2.7922	2.8652	18642.71	18666.71	24.00	1.33	1.33	1.33	1914	38.1

Report on 1-hour TSP monitoring

Action Level ($\mu\text{g}/\text{m}^3$) - 325.1

Limit Level ($\mu\text{g}/\text{m}^3$) - 500

Date	Sampling Time	Weather Condition	Filter paper no.	Filter Weight, g		Elapse Time, hr		Sampling Time, hr	Flow Rate, m^3/min			Total Volume, m^3	TSP Level, $\mu\text{g}/\text{m}^3$
				Initial	Final	Initial	Final		Initial, Q_{si}	Final, Q_{sf}	Average		
30-Mar-16	8:01	Cloudy	014978	2.8055	2.8173	18531.71	18532.71	1.00	1.27	1.27	1.27	76	154.6
30-Mar-16	9:02	Cloudy	014975	2.8213	2.8279	18532.71	18533.71	1.00	1.27	1.27	1.27	76	86.5
30-Mar-16	10:04	Cloudy	014972	2.8120	2.8201	18533.71	18534.71	1.00	1.27	1.27	1.27	76	106.1
2-Apr-16	8:02	Cloudy	015059	2.7547	2.7618	18558.71	18559.71	1.00	1.27	1.27	1.27	76	93.2
2-Apr-16	9:04	Cloudy	015062	2.7513	2.7572	18559.71	18560.71	1.00	1.27	1.27	1.27	76	77.4
2-Apr-16	10:06	Cloudy	015085	2.7774	2.7827	18560.71	18561.71	1.00	1.27	1.27	1.27	76	69.6
8-Apr-16	8:39	Cloudy	015119	2.8229	2.8275	18585.71	18586.71	1.00	1.26	1.26	1.26	76	60.7
8-Apr-16	9:42	Cloudy	015117	2.7933	2.7998	18586.71	18587.71	1.00	1.26	1.26	1.26	76	85.8
8-Apr-16	10:49	Cloudy	015113	2.7558	2.7597	18587.71	18588.71	1.00	1.26	1.26	1.26	76	51.5
14-Apr-16	8:01	Cloudy	015169	2.8412	2.8443	18612.71	18613.71	1.00	1.26	1.26	1.26	76	40.9
14-Apr-16	9:02	Cloudy	015150	2.7987	2.8019	18613.71	18614.71	1.00	1.26	1.26	1.26	76	42.2
14-Apr-16	10:04	Cloudy	015147	2.8054	2.8110	18614.71	18615.71	1.00	1.26	1.26	1.26	76	73.8
20-Apr-16	8:01	Cloudy	015141	2.8008	2.8052	18639.71	18640.71	1.00	1.27	1.27	1.27	76	57.8
20-Apr-16	9:02	Cloudy	015164	2.8266	2.8308	18640.71	18641.71	1.00	1.27	1.27	1.27	76	55.2
20-Apr-16	10:04	Cloudy	015243	2.8062	2.8100	18641.71	18642.71	1.00	1.27	1.27	1.27	76	49.9
26-Apr-16	8:04	Cloudy	015238	2.8075	2.8102	18666.71	18667.71	1.00	1.26	1.26	1.26	76	35.7
26-Apr-16	9:10	Cloudy	015235	2.8190	2.8211	18667.71	18668.71	1.00	1.28	1.28	1.28	77	27.3
26-Apr-16	10:14	Cloudy	015232	2.8301	2.8325	18668.71	18669.71	1.00	1.31	1.31	1.31	78	30.6



Location: MA1w - International Finance Centre (Western Wing)

Report on 24-hour TSP monitoring

Action Level ($\mu\text{g}/\text{m}^3$) - 173.4
Limit Level ($\mu\text{g}/\text{m}^3$) - 260

Date	Sampling Time	Weather Condition	Filter paper no.	Filter Weight, g		Elapse Time, hr		Sampling Time, hr	Flow Rate, m^3/min			Total Volume, m^3	TSP Level, $\mu\text{g}/\text{m}^3$
				Initial	Final	Initial	Final		Initial, Q_{si}	Final, Q_{sf}	Average		
29-Mar-16	8:00	Cloudy	014980	2.8093	2.9705	18533.03	18557.03	24.00	1.24	1.24	1.24	1784	90.4
1-Apr-16	8:00	Cloudy	014863	2.8371	2.9323	18560.09	18584.09	24.00	1.23	1.23	1.23	1775	53.6
7-Apr-16	8:00	Cloudy	014968	2.8070	2.8875	18587.09	18611.09	24.00	1.23	1.23	1.23	1767	45.6
13-Apr-16	8:00	Rainy	015111	2.7628	2.8167	18614.09	18638.09	24.00	1.23	1.23	1.23	1767	30.5
19-Apr-16	8:00	Cloudy	015143	2.8014	2.8742	18641.09	18665.09	24.00	1.23	1.23	1.23	1776	41.0
25-Apr-16	8:00	Rainy	015240	2.7947	2.8493	18668.09	18692.09	24.00	1.22	1.22	1.22	1760	31.0

Report on 1-hour TSP monitoring

Action Level ($\mu\text{g}/\text{m}^3$) - 325.1
Limit Level ($\mu\text{g}/\text{m}^3$) - 500

Date	Sampling Time	Weather Condition	Filter paper no.	Filter Weight, g		Elapse Time, hr		Sampling Time, hr	Flow Rate, m^3/min			Total Volume, m^3	TSP Level, $\mu\text{g}/\text{m}^3$
				Initial	Final	Initial	Final		Initial, Q_{si}	Final, Q_{sf}	Average		
30-Mar-16	8:05	Cloudy	014977	2.8040	2.8116	18557.09	18558.09	1.00	1.24	1.24	1.24	74	102.4
30-Mar-16	9:07	Cloudy	014974	2.8110	2.8199	18558.09	18559.09	1.00	1.24	1.24	1.24	74	120.0
30-Mar-16	10:09	Cloudy	014971	2.8045	2.8119	18559.09	18560.09	1.00	1.24	1.24	1.24	74	99.7
2-Apr-16	8:05	Cloudy	015060	2.7660	2.7745	18584.09	18585.09	1.00	1.23	1.23	1.23	74	114.8
2-Apr-16	9:07	Cloudy	015083	2.7854	2.7944	18585.09	18586.09	1.00	1.23	1.23	1.23	74	121.6
2-Apr-16	10:09	Cloudy	015086	2.7744	2.7826	18586.09	18587.09	1.00	1.23	1.23	1.23	74	110.8
8-Apr-16	8:30	Cloudy	014966	2.7943	2.8001	18611.09	18612.09	1.00	1.23	1.23	1.23	74	78.8
8-Apr-16	9:33	Cloudy	015118	2.8073	2.8139	18612.09	18613.09	1.00	1.23	1.23	1.23	74	89.7
8-Apr-16	10:39	Cloudy	015114	2.7822	2.7845	18613.09	18614.09	1.00	1.23	1.23	1.23	74	31.3
14-Apr-16	8:05	Cloudy	015168	2.8458	2.8524	18638.09	18639.09	1.00	1.23	1.23	1.23	74	89.6
14-Apr-16	9:07	Cloudy	015149	2.7959	2.7995	18639.09	18640.09	1.00	1.23	1.23	1.23	74	48.9
14-Apr-16	10:09	Cloudy	015146	2.8123	2.8162	18640.09	18641.09	1.00	1.23	1.23	1.23	74	53.0
20-Apr-16	8:05	Cloudy	015166	2.8253	2.8295	18665.09	18666.09	1.00	1.23	1.23	1.23	74	56.8
20-Apr-16	9:07	Cloudy	015108	2.7734	2.7803	18666.09	18667.09	1.00	1.23	1.23	1.23	74	93.4
20-Apr-16	10:09	Cloudy	015244	2.8096	2.8149	18667.09	18668.09	1.00	1.23	1.23	1.23	74	71.7
26-Apr-16	8:05	Cloudy	015237	2.8212	2.8233	18692.09	18693.09	1.00	1.22	1.22	1.22	73	28.7
26-Apr-16	9:08	Cloudy	015234	2.8218	2.8233	18693.09	18694.09	1.00	1.22	1.22	1.22	73	20.5
26-Apr-16	10:19	Cloudy	015231	2.8159	2.8174	18694.09	18695.09	1.00	1.22	1.22	1.22	73	20.5



Location: CMA1b - Oil Street Site Office

Report on 24-hour TSP monitoring

Action Level ($\mu\text{g}/\text{m}^3$) - 176.7

Limit Level ($\mu\text{g}/\text{m}^3$) - 260

Date	Sampling Time	Weather Condition	Filter paper no.	Filter Weight, g		Elapse Time, hr		Sampling Time, hr	Flow Rate, m^3/min			Total Volume, m^3	TSP Level, $\mu\text{g}/\text{m}^3$
				Initial	Final	Initial	Final		Initial, Q_{si}	Final, Q_{sf}	Average		
28-Apr-16	8:00	Cloudy	015415	2.8639	2.9684	8067.94	8091.94	24.00	1.22	1.22	1.22	1760	59.4
4-May-16	8:00	Fine	015353	2.8364	2.9384	8094.94	8118.94	24.00	1.22	1.22	1.22	1755	58.1
10-May-16	8:00	Rainy	015557	2.8251	2.9437	8121.94	8145.94	24.00	1.17	1.17	1.17	1682	70.5
16-May-16	8:00	Cloudy	015633	2.8124	2.9033	8148.94	8172.94	24.00	1.27	1.27	1.27	1833	49.6
20-May-16	8:00	Cloudy	015498	2.8589	2.9643	8175.94	8199.94	24.00	1.26	1.26	1.26	1819	58.0
26-May-16	8:00	Cloudy	015715	2.7940	2.9570	8202.95	8226.95	24.00	1.16	1.16	1.16	1667	97.8

Report on 1-hour TSP monitoring

Action Level ($\mu\text{g}/\text{m}^3$) - 320.1

Limit Level ($\mu\text{g}/\text{m}^3$) - 500

Date	Sampling Time	Weather Condition	Filter paper no.	Filter Weight, g		Elapse Time, hr		Sampling Time, hr	Flow Rate, m^3/min			Total Volume, m^3	TSP Level, $\mu\text{g}/\text{m}^3$
				Initial	Final	Initial	Final		Initial, Q_{si}	Final, Q_{sf}	Average		
29-Apr-16	9:30	Cloudy	015412	2.8464	2.8557	8091.94	8092.94	1.00	1.22	1.22	1.22	73	126.6
29-Apr-16	11:00	Cloudy	015409	2.8235	2.8352	8092.94	8093.94	1.00	1.22	1.22	1.22	73	159.2
29-Apr-16	13:25	Cloudy	015406	2.8462	2.8555	8093.94	8094.94	1.00	1.22	1.22	1.22	73	126.6
5-May-16	8:45	Fine	015351	2.8627	2.8674	8118.94	8119.94	1.00	1.22	1.22	1.22	73	64.4
5-May-16	10:35	Fine	015560	2.8401	2.8456	8119.94	8120.94	1.00	1.22	1.22	1.22	73	75.3
5-May-16	13:50	Fine	015573	2.8422	2.8452	8120.94	8121.94	1.00	1.22	1.22	1.22	73	41.1
11-May-16	9:40	Fine	015627	2.8241	2.8298	8145.94	8146.94	1.00	1.17	1.17	1.17	70	81.2
11-May-16	13:00	Fine	015655	2.8194	2.8300	8146.94	8147.94	1.00	1.17	1.17	1.17	70	151.1
11-May-16	14:55	Fine	015635	2.8262	2.8434	8147.94	8148.94	1.00	1.17	1.17	1.17	70	245.1
17-May-16	8:40	Cloudy	015495	2.8659	2.8800	8172.94	8173.94	1.00	1.27	1.27	1.27	76	184.5
17-May-16	10:45	Cloudy	015492	2.8577	2.8656	8173.94	8174.94	1.00	1.27	1.27	1.27	76	103.4
17-May-16	13:00	Cloudy	015489	2.8291	2.8375	8174.94	8175.94	1.00	1.27	1.27	1.27	76	109.9
21-May-16	8:35	Rainy	015723	2.8161	2.8175	8199.94	8200.94	1.00	1.26	1.26	1.26	76	18.5
21-May-16	10:05	Rainy	015720	2.8019	2.8035	8200.94	8201.94	1.00	1.26	1.26	1.26	76	21.1
21-May-16	13:00	Rainy	015717	2.8005	2.8013	8201.94	8202.94	1.00	1.26	1.26	1.26	76	10.6
27-May-16	8:50	Rainy	015860	2.8476	2.8516	8226.95	8227.95	1.00	1.16	1.16	1.16	69	57.6
27-May-16	9:58	Rainy	015858	2.8593	2.8634	8227.95	8228.95	1.00	1.16	1.16	1.16	69	59.1
27-May-16	11:00	Rainy	015854	2.8649	2.8700	8228.95	8229.95	1.00	1.16	1.16	1.16	69	73.5



Location: CMA2a - Causeway Bay Community Centre

Report on 24-hour TSP monitoring
Action Level ($\mu\text{g}/\text{m}^3$) - 169.5
Limit Level ($\mu\text{g}/\text{m}^3$) - 260

Date	Sampling Time	Weather Condition	Filter paper no.	Filter Weight, g		Elapse Time, hr		Sampling Time, hr	Flow Rate, m^3/min			Total Volume, m^3	TSP Level, $\mu\text{g}/\text{m}^3$
				Initial	Final	Initial	Final		Initial, Q_{si}	Final, Q_{sf}	Average		
28-Apr-16	8:00	Cloudy	015451	2.8512	3.0026	17710.46	17734.46	24.00	1.19	1.19	1.19	1714	88.3
4-May-16	8:00	Fine	015355	2.8569	2.9611	17737.46	17761.46	24.00	1.24	1.24	1.24	1782	58.5
10-May-16	8:00	Rainy	015512	2.8537	2.9321	17781.69	17805.69	24.00	1.13	1.14	1.14	1635	48.0
16-May-16	8:00	Cloudy	015641	2.8081	2.9471	17808.69	17832.69	24.00	1.24	1.24	1.24	1788	77.7
20-May-16	8:00	Cloudy	015503	2.8511	2.9413	17835.69	17859.69	24.00	1.27	1.26	1.26	1821	49.5
26-May-16	8:00	Cloudy	015499	2.8631	2.9426	17862.69	17886.69	24.00	1.20	1.19	1.19	1721	46.2

Report on 1-hour TSP monitoring
Action Level ($\mu\text{g}/\text{m}^3$) - 323.4
Limit Level ($\mu\text{g}/\text{m}^3$) - 500

Date	Sampling Time	Weather Condition	Filter paper no.	Filter Weight, g		Elapse Time, hr		Sampling Time, hr	Flow Rate, m^3/min			Total Volume, m^3	TSP Level, $\mu\text{g}/\text{m}^3$
				Initial	Final	Initial	Final		Initial, Q_{si}	Final, Q_{sf}	Average		
29-Apr-16	9:31	Cloudy	015447	2.8503	2.8614	17734.46	17735.46	1.00	1.24	1.24	1.24	75	148.7
29-Apr-16	10:58	Cloudy	015429	2.8509	2.8638	17735.46	17736.46	1.00	1.24	1.24	1.24	75	172.9
29-Apr-16	13:25	Cloudy	015345	2.8234	2.8334	17736.46	17737.46	1.00	1.24	1.24	1.24	75	134.0
7-May-16	8:20	Fine	015576	2.8453	2.8488	17778.69	17779.69	1.00	1.13	1.13	1.13	68	51.5
7-May-16	9:27	Fine	015518	2.8165	2.8179	17779.69	17780.69	1.00	1.23	1.23	1.23	74	18.9
7-May-16	10:30	Fine	015517	2.8141	2.8161	17780.69	17781.69	1.00	1.18	1.23	1.21	73	27.6
11-May-16	9:45	Fine	015651	2.8071	2.8139	17805.69	17806.69	1.00	1.24	1.24	1.24	74	91.6
11-May-16	13:00	Fine	015648	2.7986	2.8023	17806.69	17807.69	1.00	1.24	1.24	1.24	74	49.8
11-May-16	14:52	Fine	015645	2.7968	2.7972	17807.69	17808.69	1.00	1.14	1.14	1.14	68	5.9
17-May-16	8:47	Cloudy	015567	2.8585	2.8622	17832.69	17833.69	1.00	1.24	1.24	1.24	75	49.6
17-May-16	10:48	Cloudy	015563	2.8416	2.8481	17833.69	17834.69	1.00	1.24	1.24	1.24	75	87.2
17-May-16	13:00	Cloudy	015506	2.8576	2.8644	17834.69	17835.69	1.00	1.24	1.24	1.24	75	91.2
21-May-16	8:39	Rainy	015466	2.8516	2.8531	17859.69	17860.69	1.00	1.13	1.13	1.13	68	22.1
21-May-16	10:08	Rainy	015462	2.8587	2.8605	17860.69	17861.69	1.00	1.13	1.13	1.13	68	26.5
21-May-16	13:00	Rainy	015501	2.8471	2.8487	17861.69	17862.69	1.00	1.16	1.16	1.16	70	22.9
27-May-16	8:47	Rainy	015879	2.8957	2.8991	17886.69	17887.69	1.00	1.19	1.16	1.18	71	48.1
27-May-16	10:13	Rainy	015875	2.9109	2.9134	17887.69	17888.69	1.00	1.13	1.13	1.13	68	36.9
27-May-16	13:00	Rainy	015871	2.9030	2.9040	17888.69	17889.69	1.00	1.16	1.16	1.16	70	14.4

Remarks: Due to interruption of electricity, the 1hr TSP was rescheduled from 5 May 2016 to 7 May 2016.



Location: CMA3a - CWB PRE Site Office Area

Report on 24-hour TSP monitoring

Action Level ($\mu\text{g}/\text{m}^3$) - 171

Limit Level ($\mu\text{g}/\text{m}^3$) - 260

Date	Sampling Time	Weather Condition	Filter paper no.	Filter Weight, g		Elapse Time, hr		Sampling Time, hr	Flow Rate, m^3/min			Total Volume, m^3	TSP Level, $\mu\text{g}/\text{m}^3$
				Initial	Final	Initial	Final		Initial, Q_{si}	Final, Q_{sf}	Average		
28-Apr-16	8:00	Cloudy	015453	2.8439	2.9814	5202.08	5226.08	24.00	1.56	1.57	1.56	2249	61.1
4-May-16	8:00	Fine	015354	2.8582	2.9483	5229.09	5253.09	24.00	1.56	1.55	1.56	2241	40.2
10-May-16	8:00	Rainy	015531	2.8362	2.9206	5256.10	5280.10	24.00	1.40	1.41	1.41	2024	41.7
16-May-16	8:00	Cloudy	015634	2.8221	2.9576	5283.10	5307.10	24.00	1.45	1.45	1.45	2088	64.9
20-May-16	8:00	Cloudy	015486	2.8391	2.9427	5310.10	5334.10	24.00	1.25	1.25	1.25	1798	57.6
26-May-16	8:00	Cloudy	015716	2.8059	2.8422	5337.15	5361.15	24.00	1.13	1.13	1.13	1626	22.3

Report on 1-hour TSP monitoring

Action Level ($\mu\text{g}/\text{m}^3$) - 311.3

Limit Level ($\mu\text{g}/\text{m}^3$) - 500

Date	Sampling Time	Weather Condition	Filter paper no.	Filter Weight, g		Elapse Time, hr		Sampling Time, hr	Flow Rate, m^3/min			Total Volume, m^3	TSP Level, $\mu\text{g}/\text{m}^3$
				Initial	Final	Initial	Final		Initial, Q_{si}	Final, Q_{sf}	Average		
29-Apr-16	8:45	Cloudy	015413	2.8429	2.8537	5226.08	5227.08	1.00	1.36	1.36	1.36	81	132.7
29-Apr-16	10:40	Cloudy	015410	2.8516	2.8645	5227.08	5228.08	1.00	1.36	1.36	1.36	81	158.6
29-Apr-16	13:10	Cloudy	015407	2.8536	2.8616	5228.08	5229.09	1.01	1.36	1.36	1.36	82	97.4
5-May-16	8:20	Fine	015375	2.8480	2.8499	5253.09	5254.09	1.00	1.34	1.34	1.34	81	23.6
5-May-16	10:05	Fine	015349	2.8480	2.8528	5254.09	5255.09	1.00	1.34	1.34	1.34	81	59.5
5-May-16	13:00	Fine	015538	2.8317	2.8403	5255.09	5256.09	1.00	1.34	1.34	1.34	81	106.6
11-May-16	8:30	Fine	015628	2.8335	2.8405	5280.10	5281.10	1.00	1.20	1.20	1.20	72	97.2
11-May-16	11:00	Fine	015656	2.8261	2.8332	5281.10	5282.10	1.00	1.35	1.35	1.35	81	87.8
11-May-16	14:30	Fine	015636	2.8106	2.8151	5282.10	5283.10	1.00	1.20	1.20	1.20	72	62.5
17-May-16	8:30	Cloudy	015496	2.8624	2.8679	5307.10	5308.10	1.00	1.35	1.35	1.35	81	67.7
17-May-16	9:55	Cloudy	015493	2.8599	2.8656	5308.10	5309.10	1.00	1.32	1.32	1.32	79	72.1
17-May-16	11:00	Cloudy	015490	2.8683	2.8736	5309.10	5310.10	1.00	1.35	1.35	1.35	81	65.2
21-May-16	8:20	Rainy	015724	2.8395	2.8453	5334.10	5335.10	1.00	1.25	1.25	1.25	75	77.6
21-May-16	9:50	Rainy	015721	2.8081	2.8108	5335.10	5336.10	1.00	1.13	1.13	1.13	68	39.8
21-May-16	13:00	Rainy	015718	2.8179	2.8190	5336.10	5337.10	1.00	1.25	1.25	1.25	75	14.7
27-May-16	8:30	Rainy	015861	2.8452	2.8474	5361.15	5362.15	1.00	1.24	1.24	1.24	75	29.5
27-May-16	10:00	Rainy	015857	2.8619	2.8651	5362.15	5363.15	1.00	1.24	1.24	1.24	75	42.9
27-May-16	11:00	Rainy	015855	2.8583	2.8593	5363.15	5364.15	1.00	1.24	1.24	1.24	75	13.4



Location: CMA4a - SPCA

Report on 24-hour TSP monitoring

Action Level ($\mu\text{g}/\text{m}^3$) - 171.2
Limit Level ($\mu\text{g}/\text{m}^3$) - 260

Date	Sampling Time	Weather Condition	Filter paper no.	Filter Weight, g		Elapse Time, hr		Sampling Time, hr	Flow Rate, m^3/min			Total Volume, m^3	TSP Level, $\mu\text{g}/\text{m}^3$
				Initial	Final	Initial	Final		Initial, Q_{si}	Final, Q_{sf}	Average		
28-Apr-16	8:00	Cloudy	015416	2.8409	2.9245	21986.19	22010.19	24.00	1.48	1.49	1.49	2141	39.1
4-May-16	8:00	Fine	015348	2.8467	2.9208	22013.20	22037.20	24.00	1.41	1.40	1.41	2025	36.6
10-May-16	8:00	Rainy	015534	2.8540	2.9289	22040.20	22064.20	24.00	1.40	1.41	1.41	2024	37.0
16-May-16	8:00	Cloudy	015642	2.8046	2.9207	22067.20	22091.20	24.00	1.41	1.41	1.41	2033	57.1
20-May-16	8:00	Cloudy	015505	2.8620	2.9305	22094.20	22118.20	24.00	1.28	1.28	1.28	1848	37.1
26-May-16	8:00	Cloudy	015500	2.8603	2.9270	22121.23	22145.23	24.00	1.28	1.28	1.28	1844	36.2

Report on 1-hour TSP monitoring

Action Level ($\mu\text{g}/\text{m}^3$) - 312.5
Limit Level ($\mu\text{g}/\text{m}^3$) - 500

Date	Sampling Time	Weather Condition	Filter paper no.	Filter Weight, g		Elapse Time, hr		Sampling Time, hr	Flow Rate, m^3/min			Total Volume, m^3	TSP Level, $\mu\text{g}/\text{m}^3$
				Initial	Final	Initial	Final		Initial, Q_{si}	Final, Q_{sf}	Average		
29-Apr-16	9:06	Cloudy	015449	2.8523	2.8598	22010.19	22011.19	1.00	1.41	1.41	1.41	85	88.3
29-Apr-16	10:38	Cloudy	015430	2.8414	2.8504	22011.19	22012.19	1.00	1.41	1.41	1.41	85	106.0
29-Apr-16	13:00	Cloudy	015344	2.8435	2.8514	22012.19	22013.19	1.00	1.41	1.41	1.41	85	93.1
5-May-16	8:32	Fine	015363	2.8441	2.8480	22037.20	22038.20	1.00	1.40	1.40	1.40	84	46.3
5-May-16	10:06	Fine	015577	2.8129	2.8160	22038.20	22039.20	1.00	1.40	1.40	1.40	84	36.8
5-May-16	13:18	Fine	015574	2.8378	2.8414	22039.20	22040.20	1.00	1.55	1.55	1.55	93	38.6
11-May-16	9:21	Fine	015652	2.8058	2.8095	22064.20	22065.20	1.00	1.41	1.41	1.41	84	43.8
11-May-16	13:00	Fine	015649	2.7995	2.8018	22065.20	22066.20	1.00	1.41	1.41	1.41	84	27.2
11-May-16	14:25	Fine	015646	2.8023	2.8052	22066.20	22067.20	1.00	1.41	1.41	1.41	84	34.4
17-May-16	8:25	Cloudy	015637	2.8153	2.8186	22091.20	22092.20	1.00	1.41	1.41	1.41	85	38.9
17-May-16	10:04	Cloudy	015565	2.8432	2.8488	22092.20	22093.20	1.00	1.41	1.41	1.41	85	66.0
17-May-16	13:00	Cloudy	015561	2.8345	2.8407	22093.20	22094.20	1.00	1.41	1.41	1.41	85	73.1
21-May-16	8:24	Rainy	015467	2.8574	2.8596	22118.23	22119.23	1.00	1.28	1.28	1.28	77	28.6
21-May-16	9:54	Rainy	015463	2.8375	2.8390	22119.23	22120.23	1.00	1.28	1.28	1.28	77	19.5
21-May-16	13:00	Rainy	015502	2.8458	2.8473	22120.23	22121.23	1.00	1.28	1.28	1.28	77	19.5
27-May-16	8:30	Rainy	015880	2.9083	2.9106	22145.23	22146.23	1.00	1.28	1.28	1.28	77	30.0
27-May-16	9:58	Rainy	015876	2.9022	2.9041	22146.23	22147.23	1.00	1.28	1.28	1.28	77	24.7
27-May-16	13:00	Rainy	015872	2.9057	2.9074	22147.23	22148.23	1.00	1.28	1.28	1.28	77	22.1



Location: CMA5b - Pedestrian Plaza

Report on 24-hour TSP monitoring

Action Level ($\mu\text{g}/\text{m}^3$) - 181

Limit Level ($\mu\text{g}/\text{m}^3$) - 260

Date	Sampling Time	Weather Condition	Filter paper no.	Filter Weight, g		Elapse Time, hr		Sampling Time, hr	Flow Rate, m^3/min			Total Volume, m^3	TSP Level, $\mu\text{g}/\text{m}^3$
				Initial	Final	Initial	Final		Initial, Q_{si}	Final, Q_{sf}	Average		
28-Apr-16	8:00	Cloudy	015325	2.8570	3.0193	6530.09	6554.09	24.00	0.81	0.74	0.77	1110	146.2
4-May-16	8:00	Fine	015347	2.8474	2.9424	6557.09	6581.09	24.00	0.81	0.80	0.80	1158	82.1
10-May-16	8:00	Rainy	015533	2.8322	2.9699	6584.09	6608.09	24.00	0.80	0.80	0.80	1156	119.1
16-May-16	8:00	Cloudy	015643	2.8148	2.9435	6611.09	6635.09	24.00	0.81	0.81	0.81	1167	110.3
21-May-16	17:05	Rainy	015702	2.8368	2.9388	6641.66	6665.66	24.00	0.84	0.84	0.84	1216	83.9
26-May-16	8:00	Cloudy	015701	2.8443	3.0008	6665.66	6689.66	24.00	0.81	0.80	0.81	1159	135.0

Remarks: Due to interruption of electricity, the 24hr TSP was rescheduled from 20 May 2016 to 21 May 2016.

Report on 1-hour TSP monitoring

Action Level ($\mu\text{g}/\text{m}^3$) - 332

Limit Level ($\mu\text{g}/\text{m}^3$) - 500

Date	Sampling Time	Weather Condition	Filter paper no.	Filter Weight, g		Elapse Time, hr		Sampling Time, hr	Flow Rate, m^3/min			Total Volume, m^3	TSP Level, $\mu\text{g}/\text{m}^3$
				Initial	Final	Initial	Final		Initial, Q_{si}	Final, Q_{sf}	Average		
29-Apr-16	8:53	Cloudy	015450	2.8500	2.8578	6554.09	6555.09	1.00	0.81	0.81	0.81	49	159.8
29-Apr-16	10:27	Cloudy	015446	2.8519	2.8619	6555.09	6556.09	1.00	0.81	0.81	0.81	49	204.8
29-Apr-16	13:00	Cloudy	015427	2.8450	2.8536	6556.09	6557.09	1.00	0.81	0.74	0.78	47	184.9
5-May-16	8:19	Fine	015364	2.8413	2.8447	6581.09	6582.09	1.00	0.65	0.65	0.65	39	87.3
5-May-16	9:53	Fine	015578	2.8213	2.8236	6582.09	6583.09	1.00	0.65	0.65	0.65	39	59.1
5-May-16	13:00	Fine	015537	2.8165	2.8216	6583.09	6584.09	1.00	0.80	0.80	0.80	48	106.1
11-May-16	9:18	Fine	015653	2.8208	2.8274	6608.09	6609.09	1.00	0.80	0.80	0.80	48	136.7
11-May-16	10:53	Fine	015650	2.8183	2.8253	6609.09	6610.09	1.00	0.80	0.80	0.80	48	145.0
11-May-16	14:15	Fine	015647	2.7928	2.8053	6610.09	6611.09	1.00	0.80	0.77	0.79	47	265.2
20-May-16	8:05	Cloudy	015470	2.8685	2.8733	6635.09	6636.09	1.00	0.65	0.65	0.65	39	122.6
20-May-16	9:30	Cloudy	015469	2.8442	2.8487	6636.09	6637.09	1.00	0.65	0.69	0.67	40	111.6
20-May-16	11:00	Cloudy	015726	2.8133	2.8146	6637.09	6638.09	1.00	0.81	0.81	0.81	48	26.9
21-May-16	8:00	Rainy	015727	2.8290	2.8333	6638.66	6639.66	1.00	0.80	0.80	0.80	48	89.6
21-May-16	9:42	Rainy	015464	2.8499	2.8524	6639.66	6640.66	1.00	0.80	0.80	0.80	48	52.1
21-May-16	16:04	Rainy	015460	2.8247	2.8312	6640.66	6641.66	1.00	0.84	0.84	0.84	51	128.5
27-May-16	8:19	Rainy	015881	2.9006	2.9036	6689.66	6690.66	1.00	0.69	0.69	0.69	42	72.0
27-May-16	9:47	Rainy	015877	2.9146	2.9191	6690.66	6691.66	1.00	0.84	0.84	0.84	50	89.2
27-May-16	10:56	Rainy	015873	2.9144	2.9190	6691.66	6692.66	1.00	0.77	0.69	0.73	44	104.8

Remark: Due to closure of major road and pedestrian access to monitoring station, the 1hr TSP monitoring was rescheduled from 17 May 2016 to 20 May 2016.



Location: MA1e - International Finance Centre (Eastern Wing)

Report on 24-hour TSP monitoring

Action Level ($\mu\text{g}/\text{m}^3$) - 173.4

Limit Level ($\mu\text{g}/\text{m}^3$) - 260

Date	Sampling Time	Weather Condition	Filter paper no.	Filter Weight, g		Elapse Time, hr		Sampling Time, hr	Flow Rate, m^3/min			Total Volume, m^3	TSP Level, $\mu\text{g}/\text{m}^3$
				Initial	Final	Initial	Final		Initial, Q_{si}	Final, Q_{sf}	Average		
28-Apr-16	8:00	Cloudy	015158	2.7893	2.8838	18669.71	18693.71	24.00	1.31	1.31	1.31	1885	50.1
4-May-16	8:00	Fine	015339	2.8402	2.8831	18696.71	18720.71	24.00	1.26	1.26	1.26	1814	23.7
10-May-16	8:00	Rainy	015540	2.8182	2.9072	18723.71	18747.71	24.00	1.26	1.26	1.26	1813	49.1
16-May-16	8:00	Cloudy	015388	2.8454	2.9682	18750.71	18774.71	24.00	1.29	1.29	1.29	1852	66.3
20-May-16	8:00	Cloudy	015395	2.8419	2.9289	18777.71	18801.71	24.00	1.22	1.22	1.22	1756	49.5
26-May-16	8:00	Cloudy	015803	2.8202	2.8673	18804.71	18828.71	24.00	1.27	1.27	1.27	1829	25.7

Report on 1-hour TSP monitoring

Action Level ($\mu\text{g}/\text{m}^3$) - 325.1

Limit Level ($\mu\text{g}/\text{m}^3$) - 500

Date	Sampling Time	Weather Condition	Filter paper no.	Filter Weight, g		Elapse Time, hr		Sampling Time, hr	Flow Rate, m^3/min			Total Volume, m^3	TSP Level, $\mu\text{g}/\text{m}^3$
				Initial	Final	Initial	Final		Initial, Q_{si}	Final, Q_{sf}	Average		
29-Apr-16	8:05	Cloudy	015379	2.8444	2.8464	18693.71	18694.71	1.00	1.26	1.26	1.26	76	26.4
29-Apr-16	9:12	Cloudy	015376	2.8322	2.8351	18694.71	18695.71	1.00	1.26	1.26	1.26	76	38.2
29-Apr-16	10:15	Cloudy	015342	2.8307	2.8354	18695.71	18696.71	1.00	1.31	1.31	1.31	79	59.7
5-May-16	8:05	Fine	015197	2.8257	2.8289	18720.71	18721.71	1.00	1.26	1.26	1.26	75	42.4
5-May-16	9:10	Fine	015193	2.8245	2.8273	18721.71	18722.71	1.00	1.26	1.26	1.26	75	37.1
5-May-16	10:30	Fine	015190	2.8409	2.8430	18722.71	18723.71	1.00	1.26	1.26	1.26	75	27.8
11-May-16	8:01	Fine	015336	2.8362	2.8411	18747.71	18748.71	1.00	1.26	1.26	1.26	76	64.8
11-May-16	9:02	Fine	015511	2.8490	2.8527	18748.71	18749.71	1.00	1.31	1.31	1.31	78	47.2
11-May-16	10:08	Fine	015391	2.8496	2.8536	18749.71	18750.71	1.00	1.26	1.26	1.26	76	52.9
17-May-16	8:03	Cloudy	015392	2.8184	2.8224	18774.71	18775.71	1.00	1.26	1.26	1.26	76	52.7
17-May-16	9:12	Cloudy	015401	2.8529	2.8573	18775.71	18776.71	1.00	1.26	1.26	1.26	76	58.0
17-May-16	10:24	Cloudy	015397	2.8367	2.8404	18776.71	18777.71	1.00	1.26	1.26	1.26	76	48.8
21-May-16	8:01	Rainy	015477	2.8469	2.8482	18801.71	18802.71	1.00	1.22	1.22	1.22	73	17.8
21-May-16	9:02	Rainy	015474	2.8604	2.8613	18802.71	18803.71	1.00	1.22	1.22	1.22	73	12.3
21-May-16	10:04	Rainy	015471	2.8739	2.8749	18803.71	18804.71	1.00	1.22	1.22	1.22	73	13.7
27-May-16	8:01	Rainy	015800	2.8033	2.8048	18828.71	18829.71	1.00	1.22	1.22	1.22	73	20.6
27-May-16	9:02	Rainy	015884	2.8666	2.8679	18829.71	18830.71	1.00	1.22	1.22	1.22	73	17.8
27-May-16	10:04	Rainy	015893	2.8765	2.8795	18830.71	18831.71	1.00	1.22	1.22	1.22	73	41.1



Location: MA1w - International Finance Centre (Western Wing)

Report on 24-hour TSP monitoring

Action Level ($\mu\text{g}/\text{m}^3$) - 173.4
Limit Level ($\mu\text{g}/\text{m}^3$) - 260

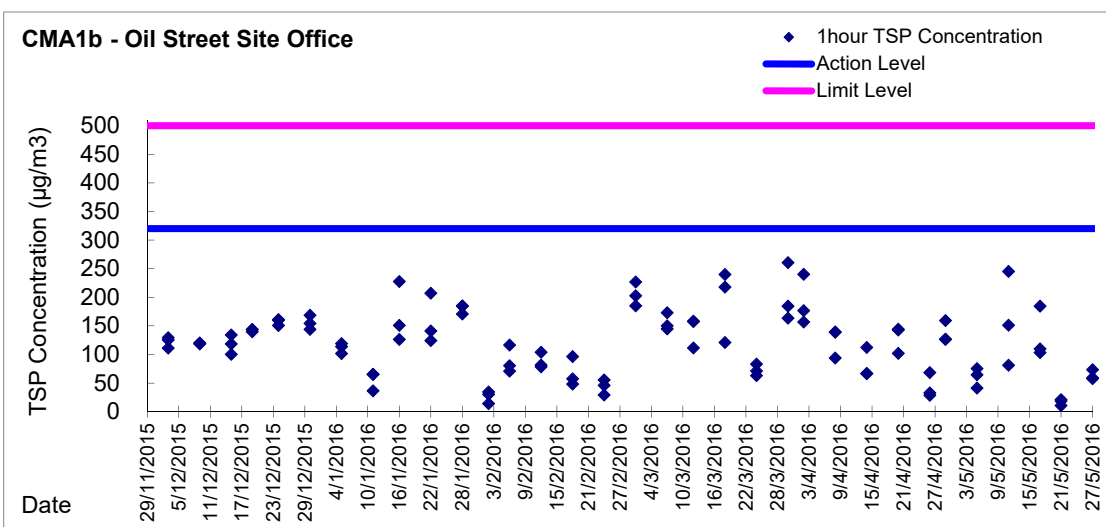
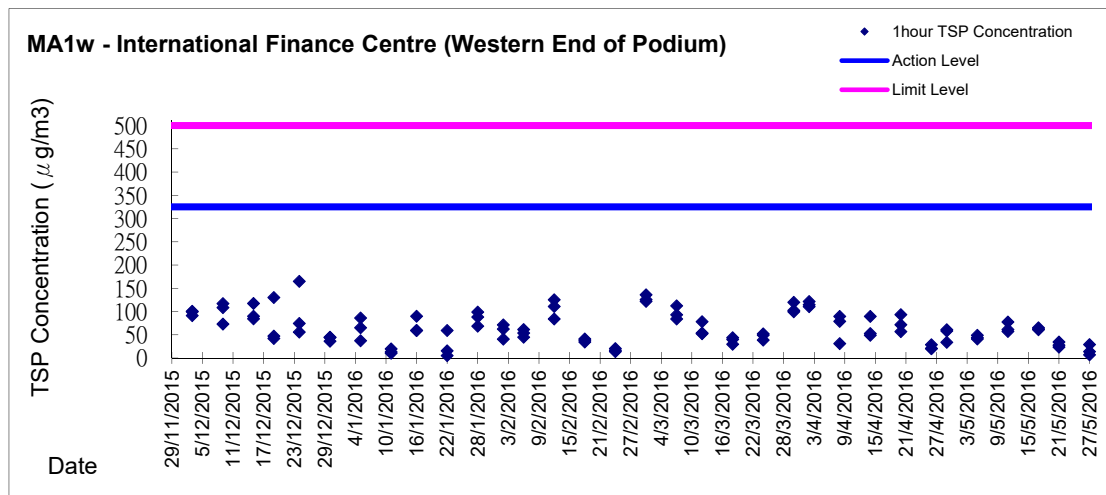
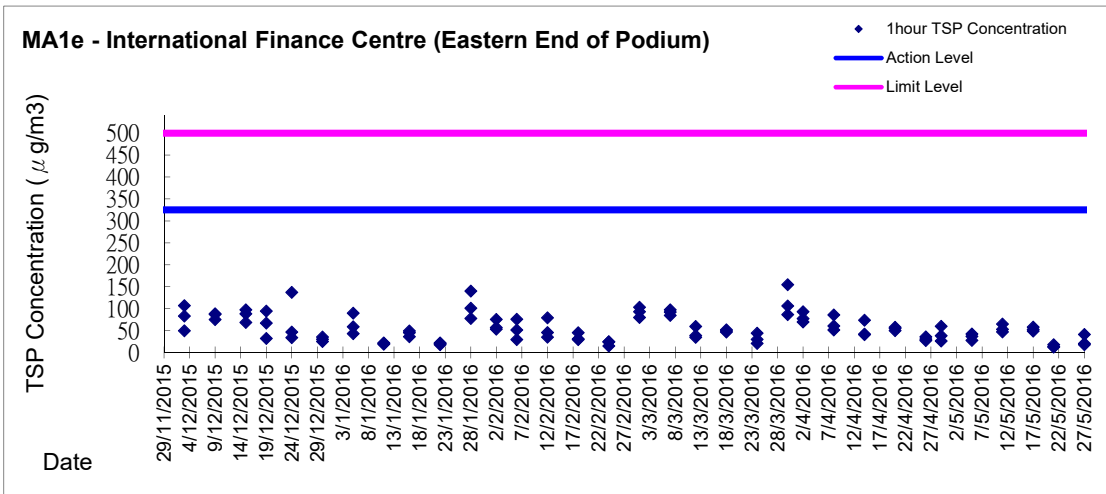
Date	Sampling Time	Weather Condition	Filter paper no.	Filter Weight, g		Elapse Time, hr		Sampling Time, hr	Flow Rate, m^3/min			Total Volume, m^3	TSP Level, $\mu\text{g}/\text{m}^3$
				Initial	Final	Initial	Final		Initial, Q_{si}	Final, Q_{sf}	Average		
28-Apr-16	8:00	Cloudy	015381	2.8476	2.9512	18695.09	18719.09	24.00	1.22	1.23	1.23	1765	58.7
4-May-16	8:00	Fine	015338	2.8350	2.8923	18722.09	18746.09	24.00	1.22	1.22	1.22	1760	32.6
10-May-16	8:00	Rainy	015539	2.8272	2.9170	18749.10	18773.10	24.00	1.22	1.22	1.22	1759	51.1
16-May-16	8:00	Cloudy	015387	2.8346	2.9380	18776.10	18800.10	24.00	1.23	1.23	1.23	1766	58.6
20-May-16	8:00	Cloudy	015459	2.8496	2.9243	18803.10	18827.10	24.00	1.20	1.20	1.20	1732	43.1
26-May-16	8:00	Cloudy	014802	2.8206	2.8761	18830.10	18854.10	24.00	1.20	1.20	1.20	1728	32.1

Report on 1-hour TSP monitoring

Action Level ($\mu\text{g}/\text{m}^3$) - 325.1
Limit Level ($\mu\text{g}/\text{m}^3$) - 500

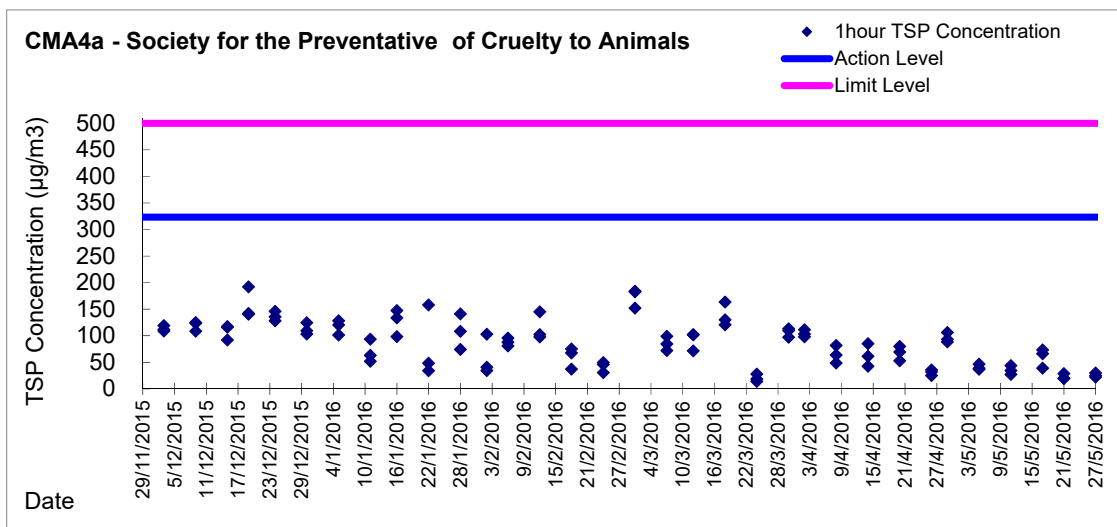
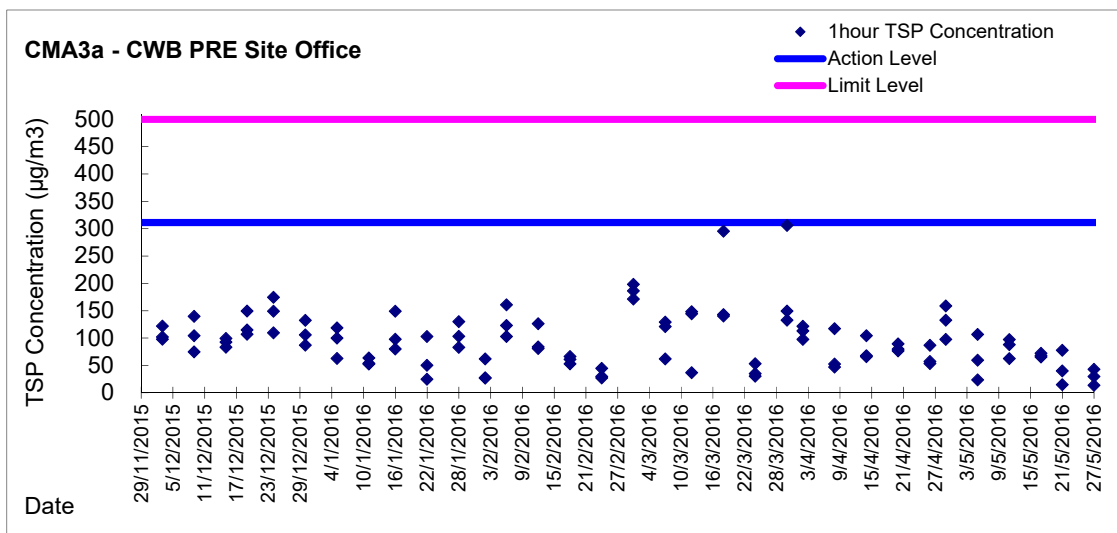
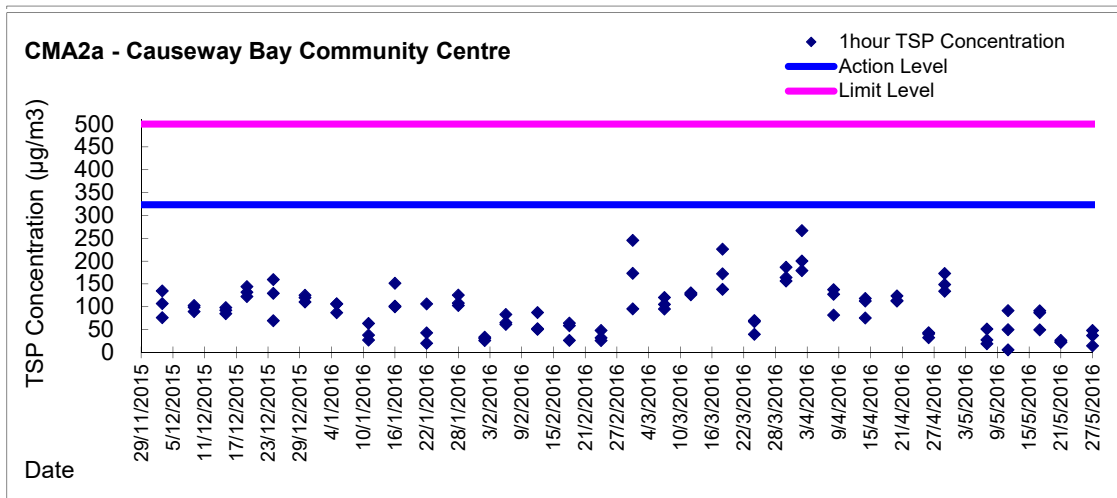
Date	Sampling Time	Weather Condition	Filter paper no.	Filter Weight, g		Elapse Time, hr		Sampling Time, hr	Flow Rate, m^3/min			Total Volume, m^3	TSP Level, $\mu\text{g}/\text{m}^3$
				Initial	Final	Initial	Final		Initial, Q_{si}	Final, Q_{sf}	Average		
29-Apr-16	8:05	Cloudy	015378	2.8288	2.8313	18719.09	18720.09	1.00	1.23	1.23	1.23	74	33.9
29-Apr-16	9:08	Cloudy	015229	2.8248	2.8291	18720.09	18721.09	1.00	1.23	1.23	1.23	74	58.4
29-Apr-16	10:11	Cloudy	015341	2.8362	2.8407	18721.09	18722.09	1.00	1.23	1.23	1.23	74	61.1
5-May-16	8:10	Fine	015195	2.8344	2.8380	18746.10	18747.10	1.00	1.22	1.22	1.22	73	49.2
5-May-16	9:20	Fine	015192	2.8372	2.8402	18747.10	18748.10	1.00	1.22	1.22	1.22	73	41.0
5-May-16	10:40	Fine	015189	2.8466	2.8498	18748.10	18749.10	1.00	1.22	1.22	1.22	73	43.7
11-May-16	8:05	Fine	015335	2.8440	2.8485	18773.10	18774.10	1.00	1.22	1.22	1.22	73	61.4
11-May-16	9:07	Fine	015510	2.8500	2.8542	18774.10	18775.10	1.00	1.22	1.22	1.22	73	57.3
11-May-16	13:00	Fine	015390	2.8347	2.8404	18775.10	18776.10	1.00	1.22	1.22	1.22	73	77.7
17-May-16	8:05	Cloudy	015403	2.8482	2.8528	18800.10	18801.10	1.00	1.23	1.23	1.23	74	62.5
17-May-16	9:08	Cloudy	015400	2.8573	2.8621	18801.10	18802.10	1.00	1.23	1.23	1.23	74	65.2
17-May-16	10:19	Cloudy	015398	2.8486	2.8531	18802.10	18803.10	1.00	1.23	1.23	1.23	74	61.1
21-May-16	8:05	Rainy	015476	2.8535	2.8560	18827.10	18828.10	1.00	1.20	1.20	1.20	72	34.7
21-May-16	9:07	Rainy	015473	2.8614	2.8634	18828.10	18829.10	1.00	1.20	1.20	1.20	72	27.8
21-May-16	10:09	Rainy	015805	2.8206	2.8223	18829.10	18830.10	1.00	1.20	1.20	1.20	72	23.6
27-May-16	8:05	Rainy	015799	2.8304	2.8309	18854.10	18855.10	1.00	1.20	1.20	1.20	72	6.9
27-May-16	9:07	Rainy	015883	2.8884	2.8905	18855.10	18856.10	1.00	1.20	1.20	1.20	72	29.2
27-May-16	10:09	Rainy	015892	2.8816	2.8826	18856.10	18857.10	1.00	1.20	1.20	1.20	72	13.9

Graphic Presentation of 1 hour TSP Result

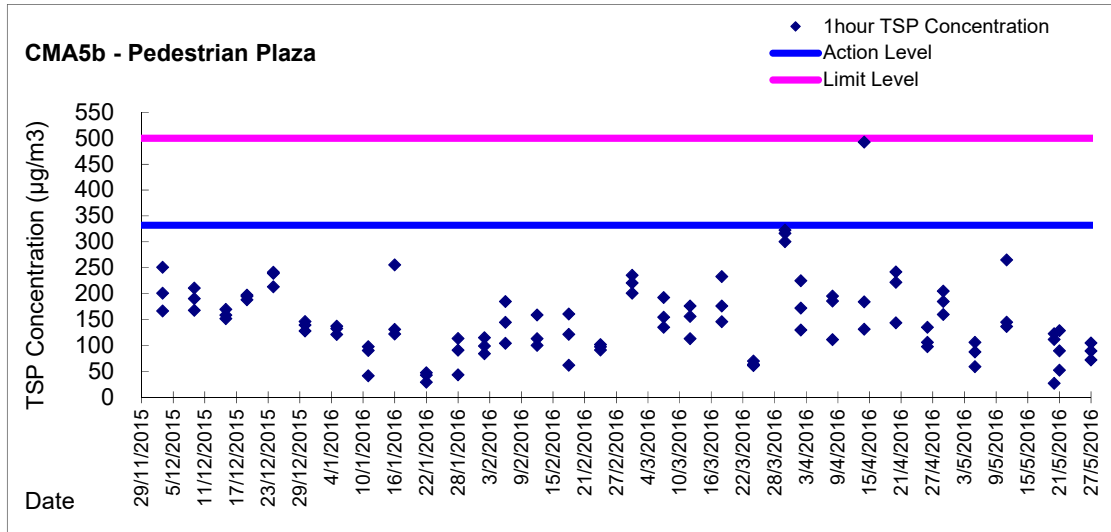




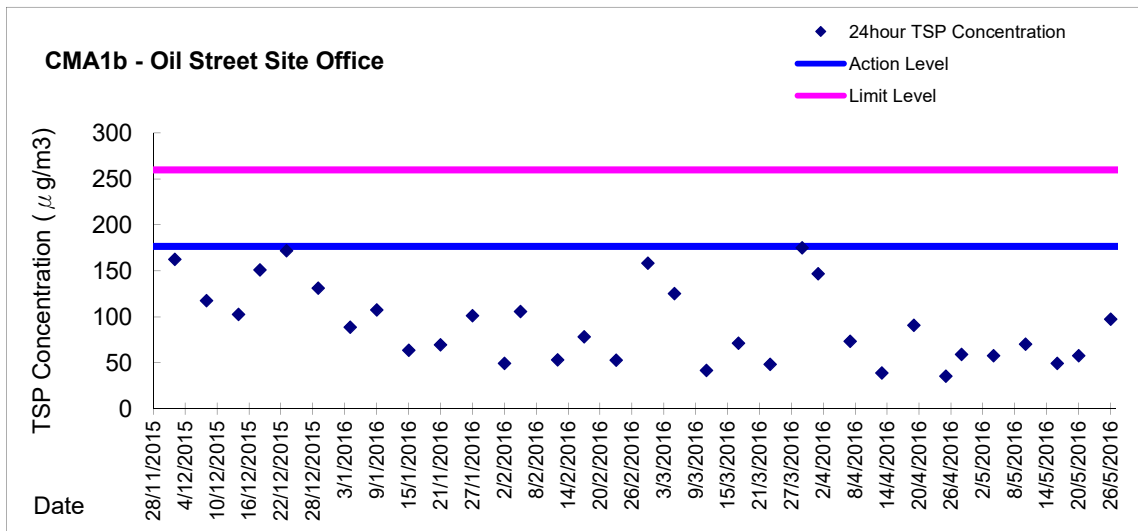
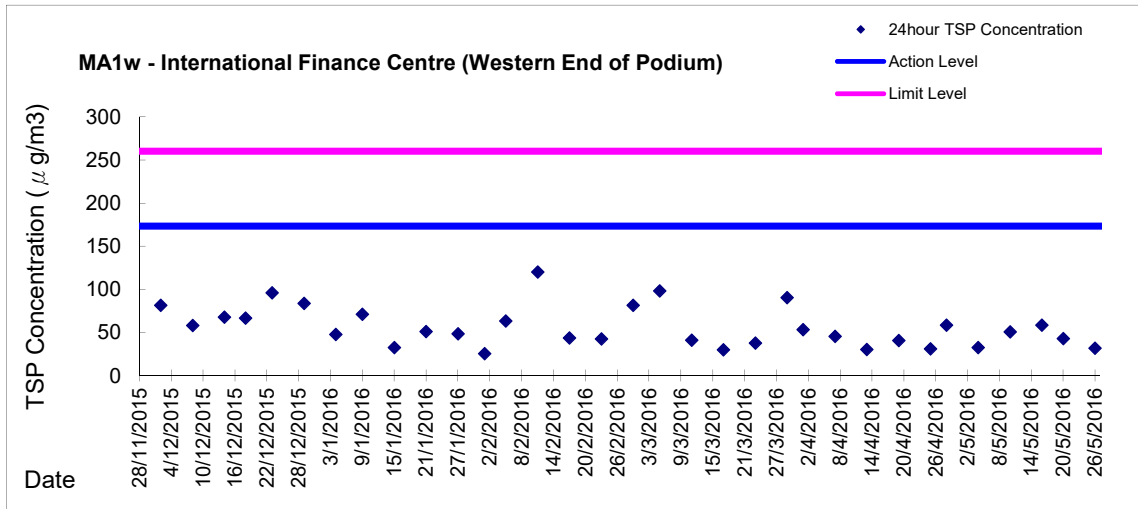
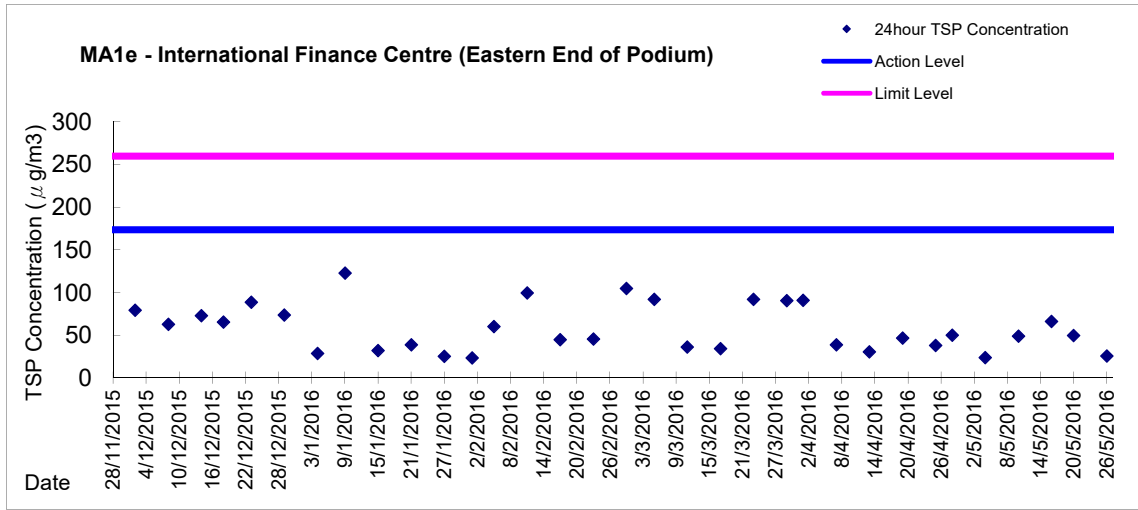
Graphic Presentation of 1 hour TSP Result



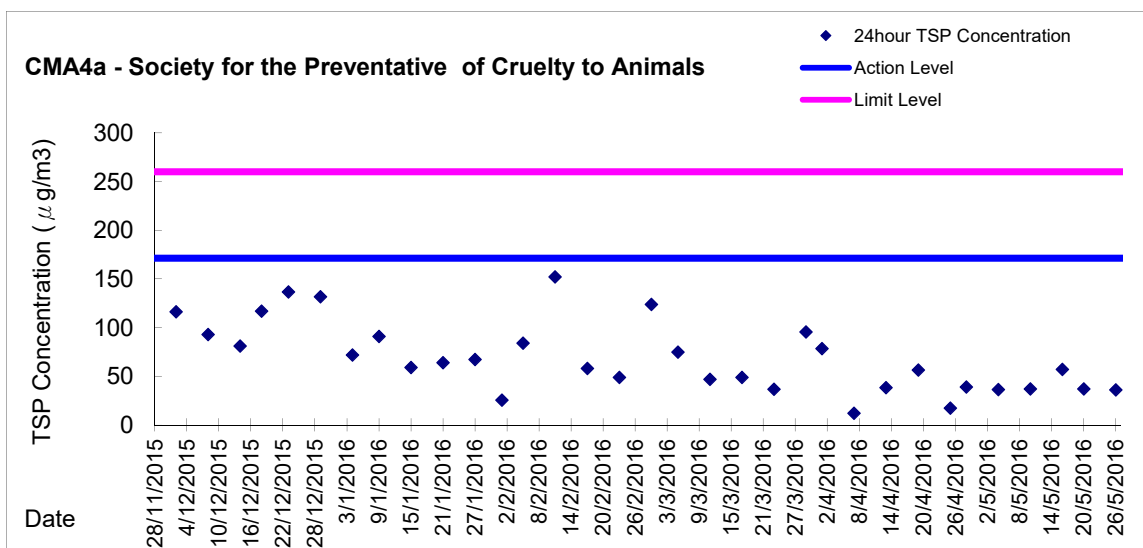
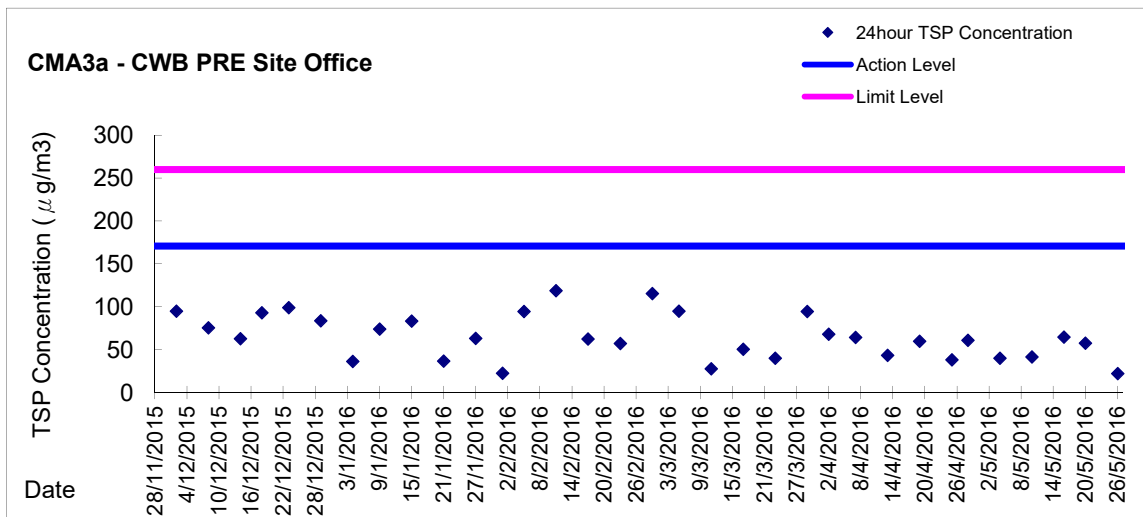
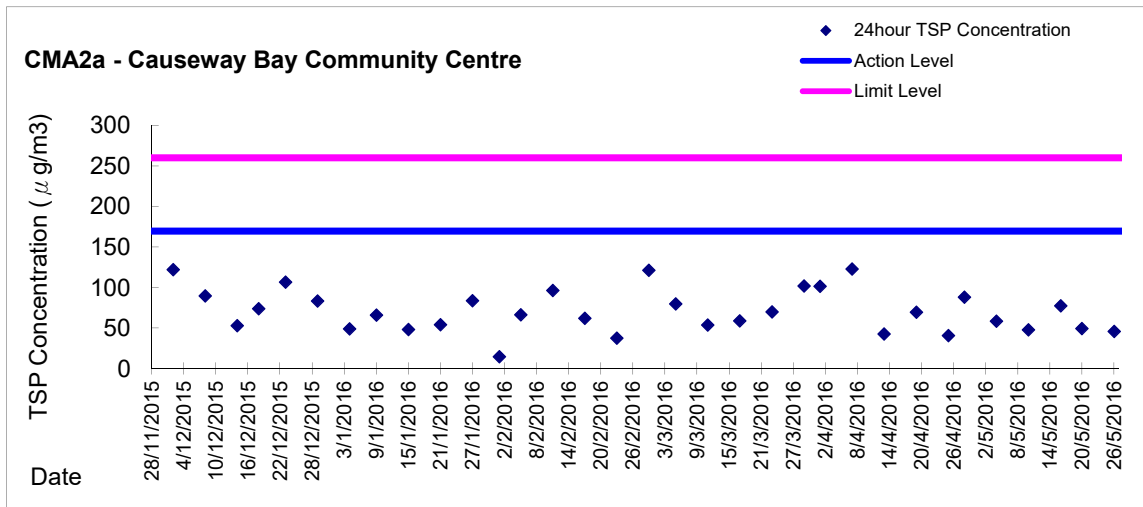
Graphic Presentation of 1 hour TSP Result



Graphic Presentation of 24 hour TSP Result



Graphic Presentation of 24 hour TSP Result





Graphic Presentation of 24 hour TSP Result

